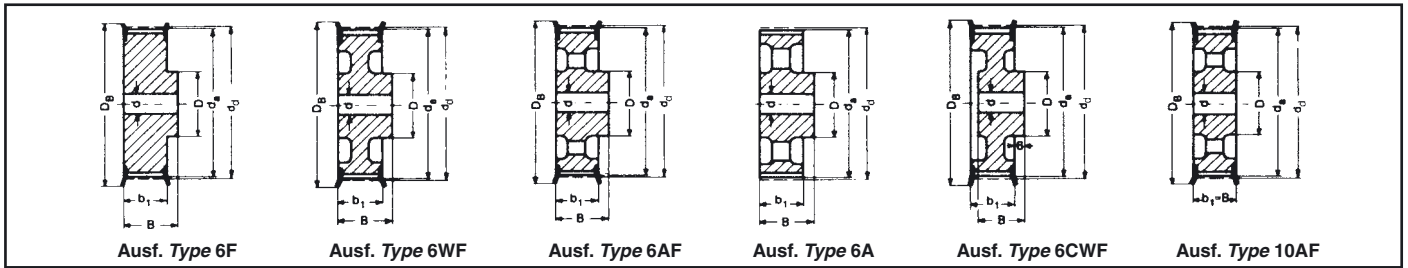


**Type XL – Teilung Pitch 5,08 mm für Riemenbreite for belt width 025, 031, 037**

Bezeichnung Part No.	Anzahl der Zähne No. of teeth	Aus- führung Type	Material	d <sub>d</sub> (mm)	d <sub>a</sub> (mm)	D <sub>B</sub> (mm)	b <sub>1</sub> (mm)	B (mm)	D (mm)	Vor- bohrung Pilot bore d (mm)	Fertig- bohrung Finished bore d <sub>max</sub> (mm)	Stell- schraube Grub screw	Gewicht Weight (= kg)	€ Stück each
10 XL 037	10	6F	St	16,17	15,66	23	14,3	19,8	9,5	5,0	6,4	M3	0,02	10,20
11 XL 037	11	6F	St	17,79	17,28	23	14,3	19,8	9,5	5,0	6,4	M3	0,02	10,70
12 XL 037	12	6F	St	19,40	18,89	25	14,3	19,8	12,7	5,0	7,9	M3	0,03	11,00
14 XL 037	14	6F	St	22,64	22,13	28	14,3	19,8	14,3	6,0	9,5	M4	0,04	11,30
15 XL 037	15	6F	St	24,26	23,75	28	14,3	19,8	15,9	6,0	11,1	M4	0,04	11,80
16 XL 037	16	6F	St	25,87	25,36	32	14,3	19,8	17,5	6,0	12,7	M4	0,05	12,10
18 XL 037	18	6F	St	29,11	28,60	36	14,3	19,8	19,0	6,0	14,3	M4	0,06	12,50
20 XL 037	20	6F	St	32,34	31,83	38	14,3	22,2	23,8	6,0	17,5	M4	0,08	12,90
21 XL 037	21	6F	St	33,96	33,45	38	14,3	22,2	23,8	6,0	17,5	M4	0,09	13,20
22 XL 037	22	6F	St	35,57	35,06	42	14,3	22,2	25,4	6,0	19,1	M4	0,10	13,70
24 XL 037	24	6F	St	38,81	38,30	44	14,3	22,2	27,0	6,0	20,6	M4	0,12	15,10
26 XL 037	26	6F	St	42,04	41,53	48	14,3	22,2	30,0	6,0	23,0	M4	0,14	15,90
28 XL 037	28	6F	St	45,28	44,77	51	14,3	22,2	30,2	6,0	23,0	M4	0,16	16,30
30 XL 037	30	6F	St	48,51	48,00	54	14,3	22,2	34,9	6,0	23,0	M4	0,19	16,60
32 XL 037	32	6	Al	51,74	51,23	—	14,3	25,4	38,0	8,0	23,0	M4	0,11	18,20
36 XL 037	36	6	Al	58,21	57,70	—	14,3	25,4	38,0	8,0	23,0	M4	0,13	19,80
40 XL 037	40	6	Al	64,68	64,17	—	14,3	25,4	38,0	8,0	23,0	M4	0,17	21,20
42 XL 037	42	6W	Al	67,91	67,40	—	14,3	25,4	38,0	8,0	23,0	M4	0,13	25,40
44 XL 037	44	6W	Al	71,15	70,64	—	14,3	25,4	38,0	8,0	23,0	M4	0,15	26,90
48 XL 037	48	6W	Al	77,62	77,11	—	14,3	25,4	38,0	8,0	23,0	M4	0,16	28,40
60 XL 037	60	6A	Al	97,02	96,51	—	14,3	25,4	38,0	8,0	23,0	M4	0,18	31,90
72 XL 037	72	6A	Al	116,43	115,92	—	14,3	25,4	38,0	8,0	23,0	M4	0,23	37,50

**Type L – Teilung Pitch 9,525 mm für Riemenbreite for belt width 050**

10 L 050	10	6F	St	30,32	29,56	36	19	26	22	6,0	13,0	—	0,11	11,30
12 L 050	12	6F	St	36,38	35,62	42	19	26	28	6,0	17,0	—	0,19	12,50
13 L 050	13	6F	St	39,41	38,65	44	19	26	30	6,0	19,0	—	0,21	12,90
14 L 050	14	6F	St	42,45	41,68	48	19	26	33	8,0	20,0	—	0,25	13,70
15 L 050	15	6F	St	45,48	44,72	51	19	26	36	8,0	23,0	—	0,30	15,10
16 L 050	16	6F	St	48,51	47,75	54	19	26	38	8,0	23,0	—	0,33	15,90
17 L 050	17	6F	St	51,54	50,78	57	19	26	40	10,0	24,0	—	0,36	16,60
18 L 050	18	6F	St	54,57	53,81	60	19	26	40	10,0	24,0	—	0,41	17,80
19 L 050	19	6F	St	57,61	56,84	60	19	26	40	10,0	24,0	—	0,45	18,50
20 L 050	20	6F	St	60,64	59,88	66	19	26	46	10,0	28,0	—	0,50	19,30
21 L 050	21	6F	St	63,67	62,91	71	19	26	46	10,0	28,0	—	0,55	19,80
22 L 050	22	6F	St	66,70	65,94	75	19	26	50	10,0	30,0	—	0,62	20,10
24 L 050	24	6F	St	72,77	72,00	79	19	26	50	12,0	30,0	—	0,68	21,20
26 L 050	26	6F	St	78,83	78,07	87	19	26	50	12,0	30,0	—	0,82	24,10
28 L 050	28	6F	St	84,89	84,13	91	19	26	50	12,0	30,0	—	0,92	25,70
30 L 050	30	6F	St	90,96	90,20	97	19	26	50	12,0	30,0	—	1,10	26,90
32 L 050	32	6F	St	97,02	96,26	103	19	26	50	12,0	30,0	—	1,20	29,20
36 L 050	36	6WF	GG	109,15	108,38	115	19	26	50	12,0	30,0	—	1,00	34,10
40 L 050	40	6WF	GG	121,28	120,51	127	19	26	50	12,0	30,0	—	1,10	38,30
44 L 050	44	6AF	GG	133,40	132,64	140	19	26	50	12,0	30,0	—	1,20	42,00
48 L 050	48	6AF	GG	145,53	144,77	152	19	26	50	12,0	30,0	—	1,30	46,30
60 L 050	60	6A	GG	181,91	181,15	—	19	28	50	15,0	30,0	—	1,30	47,80
72 L 050	72	6A	GG	218,30	217,53	—	19	28	50	15,0	30,0	—	1,70	55,00
84 L 050	84	6A	GG	254,68	253,92	—	19	28	50	15,0	30,0	—	1,90	62,10

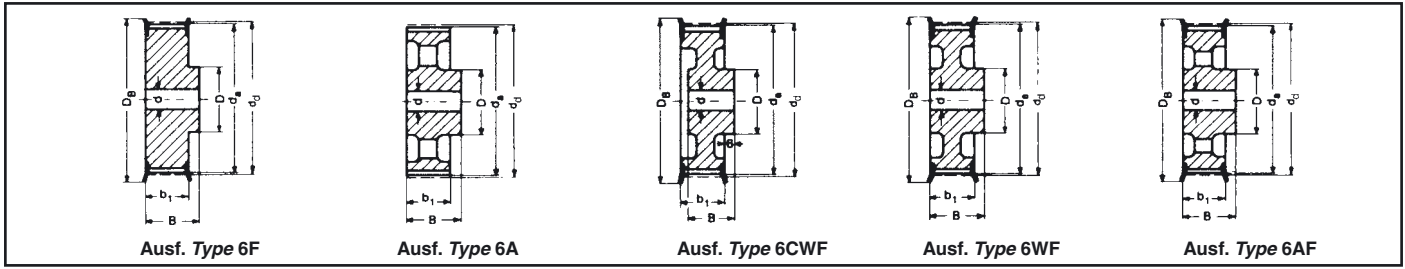


**Type L – Teilung Pitch 9,525 mm für Riemenbreite for belt width 075**

Bezeichnung Part No.	Anzahl der Zähne No. of teeth	Aus- führung Type	Material	d <sub>d</sub> (mm)	d <sub>a</sub> (mm)	D <sub>B</sub> (mm)	b <sub>1</sub> (mm)	B (mm)	D (mm)	Vor- bohrung Pilot bore d (mm)	Fertig- bohrung Finished bore d <sub>max</sub> (mm)	Gewicht Weight (= kg)	€ Stück each
10 L 075	10	6F	St	30,32	29,56	36	25	32	22	6	13	0,15	12,50
12 L 075	12	6F	St	36,38	35,62	42	25	32	28	8	17	0,23	13,20
13 L 075	13	6F	St	39,41	38,65	44	25	32	30	8	19	0,26	14,40
14 L 075	14	6F	St	42,45	41,68	48	25	32	33	8	20	0,32	15,90
15 L 075	15	6F	St	45,48	44,72	51	25	32	36	8	23	0,35	16,60
16 L 075	16	6F	St	48,51	47,75	54	25	32	38	8	23	0,42	17,50
17 L 075	17	6F	St	51,54	50,78	57	25	32	40	10	24	0,45	18,50
18 L 075	18	6F	St	54,57	53,81	60	25	32	40	10	24	0,51	19,80
19 L 075	19	6F	St	57,61	56,84	60	25	32	40	10	24	0,57	20,40
20 L 075	20	6F	St	60,64	59,88	66	25	32	46	10	28	0,63	21,20
21 L 075	21	6F	St	63,67	62,91	71	25	32	46	10	28	0,70	21,60
22 L 075	22	6F	St	66,70	65,94	75	25	32	50	10	30	0,75	22,00
24 L 075	24	6F	St	72,77	72,00	79	25	32	50	12	30	0,85	24,10
26 L 075	26	6F	St	78,83	78,07	87	25	32	50	12	30	1,00	26,50
28 L 075	28	6F	St	84,89	84,13	91	25	32	50	12	30	1,20	27,30
30 L 075	30	6F	St	90,96	90,20	97	25	32	50	12	30	1,40	30,30
32 L 075	32	6F	St	97,02	96,26	103	25	32	50	12	30	1,50	31,90
36 L 075	36	6WF	GG	109,15	108,38	115	25	32	55	12	32	1,30	38,30
40 L 075	40	6WF	GG	121,28	120,51	127	25	32	60	12	35	1,60	45,00
44 L 075	44	6AF	GG	133,40	132,64	140	25	32	60	12	35	1,70	49,60
48 L 075	48	6AF	GG	145,53	144,77	152	25	32	60	12	35	1,90	55,00
60 L 075	60	6A	GG	181,91	181,15	—	26	35	60	15	35	1,80	57,90
72 L 075	72	6A	GG	218,30	217,53	—	26	35	60	15	35	2,30	64,40
84 L 075	84	6A	GG	254,68	253,92	—	26	35	60	15	35	2,50	74,20

**Type L – Teilung Pitch 9,525 mm für Riemenbreite for belt width 100**

10 L 100	10	6F	St	30,32	29,56	36	31	38	22	6	13	0,81	13,70
12 L 100	12	6F	St	36,38	35,62	42	31	38	28	8	17	0,29	14,40
13 L 100	13	6F	St	39,41	38,65	44	31	38	30	8	19	0,30	15,90
14 L 100	14	6F	St	42,45	41,68	48	31	38	33	8	20	0,38	17,10
15 L 100	15	6F	St	45,48	44,72	51	31	38	36	8	23	0,40	17,80
16 L 100	16	6F	St	48,51	47,75	54	31	38	38	8	23	0,51	18,50
17 L 100	17	6F	St	51,54	50,78	57	31	38	40	10	24	0,54	19,80
18 L 100	18	6F	St	54,57	53,81	60	31	38	40	10	24	0,62	20,40
19 L 100	19	6F	St	57,61	56,84	60	31	38	40	10	24	0,69	21,60
20 L 100	20	6F	St	60,64	59,88	66	31	38	46	10	28	0,76	22,30
21 L 100	21	6F	St	63,67	62,91	71	31	38	46	10	28	0,82	23,80
22 L 100	22	6F	St	66,70	65,94	75	31	38	50	10	30	0,92	25,40
24 L 100	24	6F	St	72,77	72,00	79	31	38	50	12	30	1,10	26,90
26 L 100	26	6F	St	78,83	78,07	87	31	38	50	12	30	1,30	28,40
28 L 100	28	6F	St	84,89	84,13	91	31	38	50	12	30	1,40	30,60
30 L 100	30	6F	St	90,96	90,20	97	31	38	50	12	30	1,70	32,90
32 L 100	32	6F	St	97,02	96,26	103	31	38	50	12	30	1,80	35,20
36 L 100	36	6CWF	GG	109,15	108,38	115	32	32	55	12	32	1,50	42,00
40 L 100	40	6CWF	GG	121,28	120,51	127	32	32	60	12	35	1,80	46,30
44 L 100	44	10AF	GG	133,40	132,64	140	32	32	60	12	35	1,90	55,70
48 L 100	48	10AF	GG	145,53	144,77	152	32	32	60	12	35	2,10	58,70
60 L 100	60	6A	GG	181,91	181,15	—	32	35	60	15	35	2,00	60,20
72 L 100	72	6A	GG	218,30	217,53	—	32	35	60	15	35	2,50	69,30
84 L 100	84	6A	GG	254,68	253,92	—	32	35	60	15	35	2,70	78,00

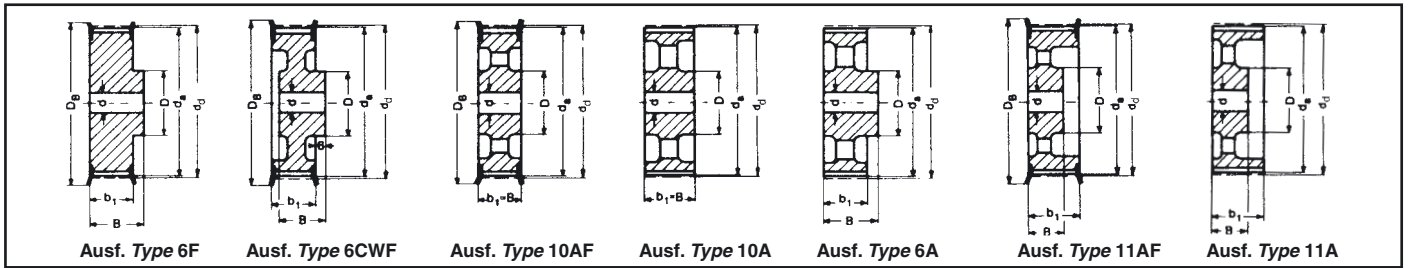


**Type H – Teilung Pitch 12,7 mm für Riemenbreite for belt width 075**

Bezeichnung Part No.	Anzahl der Zähne No. of teeth	Aus- führung Type	Material	d <sub>d</sub> (mm)	d <sub>a</sub> (mm)	D <sub>B</sub> (mm)	b <sub>1</sub> (mm)	B (mm)	D (mm)	Vor- bohrung Pilot bore d (mm)	Fertig- bohrung Finished bore d <sub>max</sub> (mm)	Gewicht Weight (≈ kg)	€ Stück each
14 H 075	14	6F	St	56,60	55,22	64,0	26,4	40	40	10	24	0,50	20,40
16 H 075	16	6F	St	64,67	63,31	70,0	26,4	40	46	10	26	0,60	22,00
18 H 075	18	6F	St	72,77	71,39	79,0	26,4	40	54	12	32	0,80	23,80
19 H 075	19	6F	St	76,81	75,44	82,5	26,4	40	58	12	35	1,00	25,40
20 H 075	20	6F	St	80,85	79,48	87,0	26,4	40	62	12	35	1,10	26,90
21 H 075	21	6F	St	84,89	83,52	91,0	26,4	40	67	12	38	1,20	27,60
22 H 075	22	6F	St	88,94	87,56	94,0	26,4	40	70	12	38	1,40	28,70
24 H 075	24	6F	St	97,02	95,65	102,0	26,4	40	75	12	42	1,60	32,20
26 H 075	26	6F	St	105,11	103,73	112,0	26,4	40	80	15	45	1,80	36,40
28 H 075	28	6F	GG	113,19	111,82	120,0	26,4	40	80	15	45	2,00	38,60
30 H 075	30	6F	GG	121,28	119,90	128,0	26,4	40	80	15	45	2,10	40,60
32 H 075	32	6F	GG	129,36	127,99	135,0	26,4	40	70	15	45	2,20	46,60
36 H 075	36	6F	GG	145,53	144,16	152,0	26,4	40	80	20	45	2,40	51,50
40 H 075	40	6F	GG	161,70	160,33	168,0	26,4	40	80	20	45	2,80	58,30
44 H 075	44	6AF	GG	177,87	176,50	184,0	26,4	40	80	20	45	2,70	61,70
48 H 075	48	6AF	GG	194,04	192,67	200,0	26,4	40	90	20	50	3,00	65,10

**Type H – Teilung Pitch 12,7 mm für Riemenbreite for belt width 100**

14 H 100	14	6F	St	56,60	55,22	63	31	41	40	10	24	0,65	23,10
16 H 100	16	6F	St	64,68	63,31	71	31	41	46	10	28	0,85	25,40
18 H 100	18	6F	St	72,77	71,39	79	31	41	54	12	32	1,10	27,30
19 H 100	19	6F	St	76,81	75,44	83	31	41	58	12	34	1,20	28,70
20 H 100	20	6F	St	80,85	79,48	87	31	41	62	12	35	1,40	30,30
21 H 100	21	6F	St	84,89	83,52	91	31	41	67	12	38	1,60	31,40
22 H 100	22	6F	St	88,94	87,56	93	31	41	70	12	41	1,70	32,60
24 H 100	24	6F	St	97,02	95,65	103	31	41	75	12	45	2,00	36,70
26 H 100	26	6CWF	GG	105,11	103,73	111	32	32	55	15	32	1,40	41,30
28 H 100	28	6CWF	GG	113,19	111,82	119	32	32	60	15	35	1,60	43,50
30 H 100	30	6CWF	GG	121,28	119,90	127	32	32	60	15	35	1,70	46,30
32 H 100	32	6WF	GG	129,36	127,99	135	32	40	70	20	40	2,20	52,60
36 H 100	36	6WF	GG	145,53	144,16	152	32	40	80	20	45	3,00	58,70
40 H 100	40	6AF	GG	161,70	160,33	168	32	40	80	20	45	2,80	66,30
44 H 100	44	6AF	GG	177,87	176,50	184	32	40	80	20	45	3,10	70,00
48 H 100	48	6AF	GG	194,04	192,67	200	32	40	80	20	45	3,30	74,20
60 H 100	60	6A	GG	242,55	241,18	—	34	45	80	20	45	5,50	91,70
72 H 100	72	6A	GG	291,06	289,69	—	34	45	80	20	45	7,10	122,00
84 H 100*	84	6A	GG	339,57	338,20	—	34	45	80	20	45	8,20	147,00
96 H 100*	96	6A	GG	388,08	386,71	—	34	45	80	20	45	9,90	176,00
120 H 100*	120	6A	GG	485,10	483,73	—	34	50	90	20	50	13,10	241,00

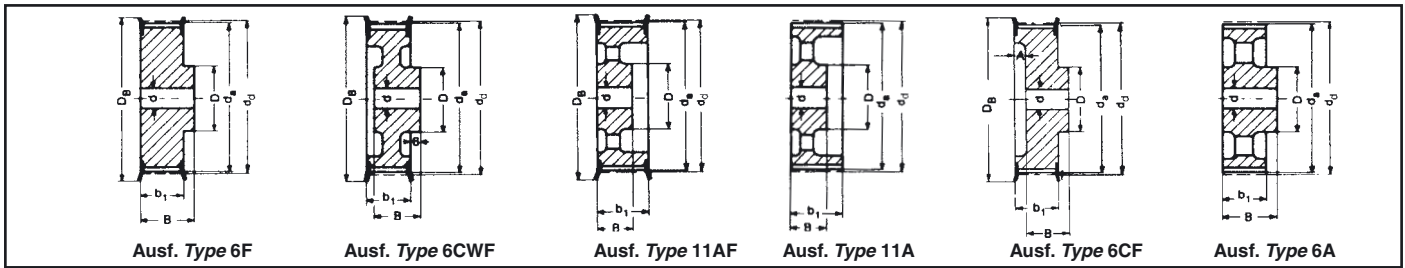


**Type H – Teilung Pitch 12,7 mm für Riemenbreite for belt width 150**

Bezeichnung Part No.	Anzahl der Zähne No. of teeth	Aus- führung Type	Material	d <sub>d</sub> (mm)	d <sub>a</sub> (mm)	D <sub>B</sub> (mm)	b <sub>1</sub> (mm)	B (mm)	D (mm)	Vor- bohrung Pilot bore d (mm)	Fertig- bohrung Finished bore d <sub>max</sub> (mm)	Gewicht Weight (= kg)	€ Stück each
14 H 150	14	6F	St	56,60	55,22	63	44	54	40	12	24	0,82	27,30
16 H 150	16	6F	St	64,68	63,31	71	44	54	46	12	28	1,10	30,00
18 H 150	18	6F	St	72,77	71,39	79	44	54	54	12	32	1,50	32,60
19 H 150	19	6F	St	76,81	75,44	83	44	54	58	12	34	1,70	35,20
20 H 150	20	6F	St	80,85	79,48	87	44	54	62	12	35	1,80	37,20
21 H 150	21	6F	St	84,89	83,52	91	44	54	67	12	38	2,20	39,40
22 H 150	22	6F	St	88,94	87,56	93	44	54	70	12	41	2,30	42,00
24 H 150	24	6F	St	97,02	95,65	103	44	54	75	12	45	2,60	44,70
26 H 150	26	6CWF	GG	105,11	103,73	111	45	35	55	15	32	1,70	46,90
28 H 150	28	6CWF	GG	113,19	111,82	119	45	35	60	15	35	1,90	50,10
30 H 150	30	6CWF	GG	121,28	119,90	127	45	35	60	15	35	2,10	53,00
32 H 150	32	6CWF	GG	129,36	127,99	135	45	45	70	20	40	2,60	59,00
36 H 150	36	6CWF	GG	145,53	144,16	152	45	45	80	20	45	3,20	67,00
40 H 150	40	10AF	GG	161,70	160,33	168	45	45	80	20	45	3,80	78,80
44 H 150	44	10AF	GG	177,87	176,50	184	45	45	80	20	45	3,70	83,30
48 H 150	48	10AF	GG	194,04	192,67	200	45	45	80	20	45	4,00	87,10
60 H 150	60	10A	GG	242,55	241,18	—	46	46	85	20	48	5,10	114,00
72 H 150	72	10A	GG	291,06	289,69	—	46	46	85	20	48	7,90	138,00
84 H 150*	84	10A	GG	339,57	338,20	—	46	46	85	20	48	8,90	172,00
96 H 150*	96	10A	GG	388,08	386,71	—	46	46	85	20	48	10,10	196,00
120 H 150*	120	6A	GG	485,10	483,73	—	46	55	95	24	55	17,20	282,00

**Type H – Teilung Pitch 12,7 mm für Riemenbreite for belt width 200**

14 H 200	14	6F	St	56,60	55,22	63	58	68	40	12	24	1,1	31,00
16 H 200	16	6F	St	64,68	63,31	71	58	68	46	15	28	1,4	35,20
18 H 200	18	6F	St	72,77	71,39	79	58	68	54	15	32	1,8	38,30
19 H 200	19	6F	St	76,81	75,44	83	58	68	58	15	34	2,1	40,60
20 H 200	20	6F	St	80,85	79,48	87	58	68	62	15	35	2,3	42,00
21 H 200	21	6F	St	84,89	83,52	91	58	68	67	15	38	2,6	44,70
22 H 200	22	6F	St	88,94	87,56	93	58	68	70	15	41	2,8	46,90
24 H 200	24	6F	St	97,02	95,65	103	58	68	75	15	45	3,4	51,50
26 H 200	26	6CWF	GG	105,11	103,73	111	58	42	60	15	35	2,3	53,80
28 H 200	28	6CWF	GG	113,19	111,82	119	58	42	60	15	35	2,5	57,90
30 H 200	30	6CWF	GG	121,28	119,90	127	58	42	70	15	40	2,9	61,70
32 H 200	32	6CWF	GG	129,36	127,99	135	58	47	70	20	40	3,2	64,40
36 H 200	36	6CWF	GG	145,53	144,16	152	58	47	80	20	45	3,8	75,00
40 H 200	40	11AF	GG	161,70	160,33	168	58	45	80	20	45	4,1	91,70
44 H 200	44	11AF	GG	177,87	176,50	184	58	45	80	20	45	4,4	99,20
48 H 200	48	11AF	GG	194,04	192,67	200	58	45	85	20	48	5,1	106,00
60 H 200	60	11A	GG	242,55	241,18	—	60	50	90	20	50	7,1	135,00
72 H 200	72	11A	GG	291,06	289,69	—	60	50	90	20	50	8,0	177,00
84 H 200*	84	11A	GG	339,57	338,20	—	60	50	90	20	50	12,0	210,00
96 H 200*	96	11A	GG	388,08	386,71	—	60	50	90	20	50	13,6	239,00
120 H 200*	120	10A	GG	485,10	483,73	—	60	60	100	24	57	16,6	338,00

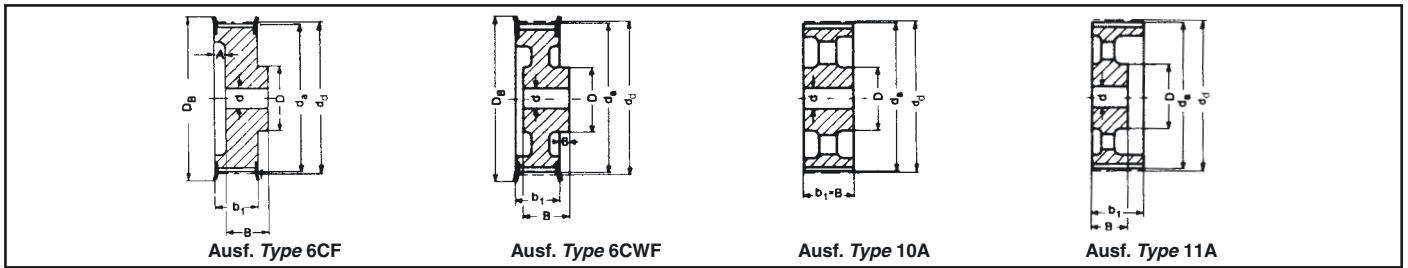


**Type H – Teilung Pitch 12,7 mm für Riemenbreite for belt width 300**

Bezeichnung Part No.	Anzahl der Zähne No. of teeth	Aus- führung Type	Material	$d_d$ (mm)	$d_a$ (mm)	$D_B$ (mm)	$b_1$ (mm)	B (mm)	D (mm)	A (mm)	Vor- bohrung Pilot bore d (mm)	Fertig- bohrung Finished bore $d_{max}$ (mm)	Gewicht Weight (= kg)	€ Stück each
16 H 300	16	6F	St	64,68	63,31	71	84	94	46	—	15	28	2,0	42,90
18 H 300	18	6F	St	72,77	71,39	79	84	94	54	—	15	32	2,6	46,90
19 H 300	19	6F	St	76,81	75,44	83	84	94	58	—	15	34	2,9	49,60
20 H 300	20	6F	St	80,85	79,48	87	84	94	62	—	15	35	3,2	51,90
21 H 300	21	6F	St	84,89	83,52	91	84	94	67	—	15	38	3,6	55,30
22 H 300	22	6F	St	88,94	87,56	93	84	94	70	—	15	41	4,0	58,30
24 H 300	24	6F	St	97,02	95,65	103	84	94	75	—	15	45	4,7	64,40
26 H 300	26	6CWF	GG	105,11	103,73	111	84	57	60	—	15	35	3,3	81,70
28 H 300	28	6CWF	GG	113,19	111,82	119	84	57	60	—	15	35	3,6	89,80
30 H 300	30	6CWF	GG	121,28	119,90	127	84	57	70	—	15	40	4,2	99,20
32 H 300	32	6CWF	GG	129,36	127,99	135	84	57	70	—	20	40	4,3	107,00
36 H 300	36	6CWF	GG	145,53	144,16	152	84	57	80	—	20	45	5,2	119,00
40 H 300	40	11AF	GG	161,70	160,33	168	84	55	80	—	20	45	5,6	126,00
44 H 300	44	11AF	GG	177,87	176,50	184	84	55	80	—	20	45	5,9	135,00
48 H 300	48	11AF	GG	194,04	192,67	200	84	55	85	—	20	48	6,6	144,00
60 H 300	60	11A	GG	242,55	241,18	—	86	55	100	—	20	57	9,9	182,00
72 H 300	72	11A	GG	291,06	289,69	—	86	55	100	—	20	57	13,0	235,00
84 H 300*	84	11A	GG	339,57	338,20	—	86	55	100	—	20	57	15,1	268,00
96 H 300*	96	11A	GG	388,08	386,71	—	86	55	100	—	20	57	18,2	311,00
120 H 300*	120	11A	GG	485,10	483,73	—	86	65	110	—	24	62	26,0	430,00

**Type XH – Teilung Pitch 22,25 mm für Riemenbreite for belt width 200**

18 XH 200*	18	6CF	GG	127,34	124,55	142	64,4	60	85	18	20	50	5,0	172,00
20 XH 200*	20	6CF	GG	141,49	138,69	155	64,4	60	95	18	20	55	6,0	182,00
22 XH 200*	22	6CF	GG	155,64	152,84	170	64,4	60	110	18	20	65	7,2	195,00
24 XH 200*	24	6CF	GG	169,79	166,69	184	64,4	60	125	18	25	70	8,6	219,00
26 XH 200*	26	6CF	GG	183,94	181,14	198	64,4	60	140	18	25	80	10,1	251,00
28 XH 200*	28	6CWF	GG	198,08	195,29	212	64,4	60	120	18	25	70	9,6	299,00
30 XH 200*	30	6CWF	GG	212,23	209,44	227	64,4	60	120	18	25	70	10,4	324,00
32 XH 200*	32	6CWF	GG	226,38	223,59	240	64,4	60	130	18	25	75	11,2	350,00
40 XH 200*	40	6CWF	GG	282,98	280,18	297	64,4	60	140	18	25	80	16,0	480,00
48 XH 200*	48	6A	GG	339,57	336,78	—	65,0	80	150	—	30	85	18,4	553,00
60 XH 200*	60	6A	GG	424,47	421,67	—	65,0	80	150	—	30	85	24,3	656,00
72 XH 200*	72	6A	GG	509,36	506,57	—	65,0	80	150	—	40	85	28,1	918,00
84 XH 200*	84	6A	GG	594,25	591,46	—	65,0	80	160	—	40	90	31,9	1.282,00
96 XH 200*	96	6A	GG	679,15	676,35	—	65,0	80	160	—	40	90	37,0	1.664,00

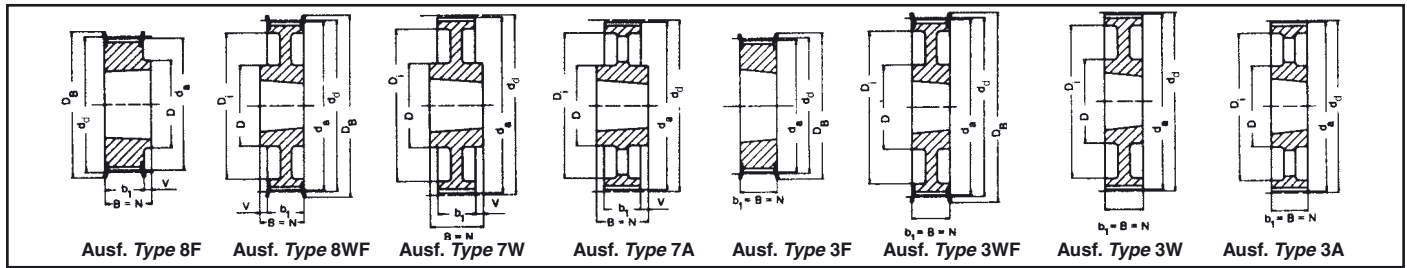


**Type XH – Teilung Pitch 22,225 mm für Riemenbreite for belt width 300**

Bezeichnung Part No.	Anzahl der Zähne No. of teeth	Aus- führung Type	Material	d <sub>d</sub> (mm)	d <sub>a</sub> (mm)	D <sub>B</sub> (mm)	b <sub>1</sub> (mm)	B (mm)	D (mm)	A (mm)	Vor- bohrung Pilot bore d (mm)	Fertig- bohrung Finished bore d <sub>max</sub> (mm)	Gewicht Weight (= kg)	€ Stück each
18 XH 300*	18	6CF	GG	127,34	124,55	142	91,4	70	85	35	20	50	6,8	223,00
20 XH 300*	20	6CF	GG	141,49	138,69	155	91,4	70	95	35	20	55	7,4	235,00
22 XH 300*	22	6CF	GG	155,64	152,84	170	91,4	70	110	35	20	65	9,0	265,00
24 XH 300*	24	6CF	GG	169,79	166,69	184	91,4	70	125	35	25	70	10,6	304,00
26 XH 300*	26	6CF	GG	183,94	181,14	198	91,4	70	140	35	25	80	13,0	345,00
28 XH 300*	28	6CWF	GG	198,08	195,29	212	91,4	70	120	35	25	70	12,0	392,00
30 XH 300*	30	6CWF	GG	212,23	209,44	227	91,4	70	120	35	25	70	13,0	428,00
32 XH 300*	32	6CWF	GG	226,38	223,59	240	91,4	70	130	35	25	75	14,7	467,00
40 XH 300*	40	6CWF	GG	282,98	280,18	297	91,4	70	140	35	25	80	19,9	656,00
48 XH 300*	48	10A	GG	339,57	336,78	—	92,0	92	150	—	30	85	22,5	733,00
60 XH 300*	60	10A	GG	424,47	421,67	—	92,0	92	150	—	30	85	31,5	889,00
72 XH 300*	72	10A	GG	509,36	506,57	—	92,0	92	150	—	40	85	36,4	1.122,00
84 XH 300*	84	10A	GG	594,25	591,46	—	92,0	92	160	—	40	90	43,4	1.528,00
96 XH 300*	96	10A	GG	679,15	676,35	—	92,0	92	160	—	40	90	48,5	2.126,00

**Type XH – Teilung Pitch 22,225 mm für Riemenbreite for belt width 400**

18 XH 400*	18	6CF	GG	127,34	124,55	142	118,4	85	85	47	20	50	8,5	276,00
20 XH 400*	20	6CF	GG	141,49	138,69	155	118,4	85	95	47	20	55	9,4	305,00
22 XH 400*	22	6CF	GG	155,64	152,84	170	118,4	85	110	47	20	65	11,5	335,00
24 XH 400*	24	6CF	GG	169,79	166,69	184	118,4	85	125	47	25	70	13,4	394,00
26 XH 400*	26	6CF	GG	183,94	181,14	198	118,4	85	140	47	25	80	15,6	462,00
28 XH 400*	28	6CWF	GG	198,08	195,29	212	118,4	85	120	47	25	70	14,5	505,00
30 XH 400*	30	6CWF	GG	212,23	209,44	227	118,4	85	120	47	25	70	16,0	533,00
32 XH 400*	32	6CWF	GG	226,38	223,59	240	118,4	85	130	47	25	75	18,0	585,00
40 XH 400*	40	6CWF	GG	282,98	280,18	297	118,4	85	140	47	25	80	24,0	808,00
48 XH 400*	48	11A	GG	339,57	336,78	—	119,0	92	150	—	30	85	30,8	930,00
60 XH 400*	60	11A	GG	424,47	421,67	—	119,0	92	150	—	30	85	36,2	1.081,00
72 XH 400*	72	11A	GG	509,36	506,57	—	119,0	92	150	—	40	85	42,7	1.403,00
84 XH 400*	84	11A	GG	594,25	591,46	—	119,0	92	160	—	40	90	49,7	1.896,00
96 XH 400*	96	11A	GG	679,15	676,35	—	119,0	92	160	—	40	90	59,9	2.733,00



**Type L – Teilung Pitch 9,525 mm für Riemenbreite for belt width 050**

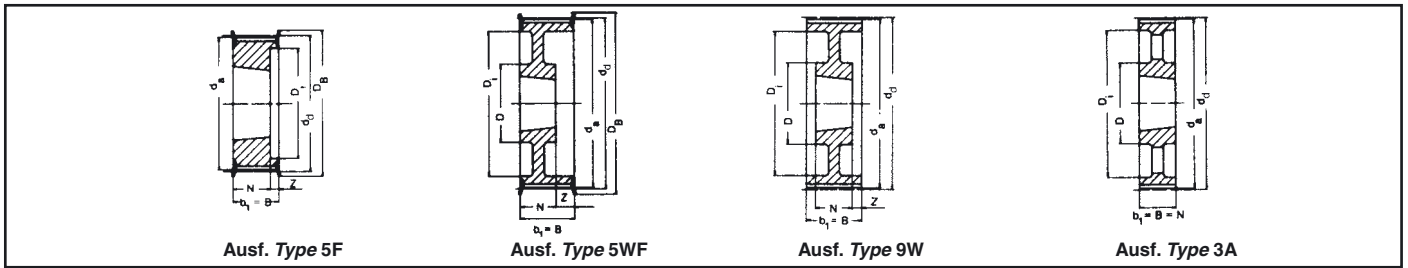
Bezeichnung Part No.	Anzahl der Zähne No. of teeth	Aus- führung Type	Material	d <sub>d</sub> (mm)	d <sub>a</sub> (mm)	D <sub>B</sub> (mm)	b <sub>1</sub> (mm)	B (mm)	N (mm)	V (mm)	Z (mm)	D (mm)	D <sub>i</sub> (mm)	Taper- Buchse Taper bush	Gewicht ohne Buchse Weight without bush (= kg)	€ Stück ohne Buchse each without bush
TB 18 L 050	18	8F	St	54,57	53,81	60	19,0	22,0	22,0	3,0	—	44	—	1108	0,2	24,10
TB 19 L 050	19	8F	St	57,61	56,84	60	19,0	22,0	22,0	3,0	—	44	—	1108	0,2	25,00
TB 20 L 050	20	8F	St	60,64	59,88	66	19,0	22,0	22,0	3,0	—	48	—	1108	0,2	25,40
TB 21 L 050	21	8F	St	63,67	62,91	71	19,0	22,0	22,0	3,0	—	48	—	1108	0,3	26,50
TB 22 L 050	22	8F	St	66,70	65,94	75	19,0	22,0	22,0	3,0	—	51	—	1108	0,3	27,30
TB 23 L 050	23	8F	GG	69,73	68,97	79	19,0	22,0	22,0	3,0	—	54	—	1108	0,4	28,10
TB 24 L 050	24	8F	GG	72,77	72,00	79	19,0	22,0	22,0	3,0	—	54	—	1108	0,4	28,70
TB 25 L 050	25	8F	GG	75,80	75,04	83	19,0	22,0	22,0	3,0	—	56	—	1108	0,5	29,50
TB 26 L 050	26	8F	GG	78,83	78,07	87	19,0	22,0	22,0	3,0	—	60	—	1108	0,5	30,30
TB 27 L 050	27	8F	GG	81,86	81,10	87	19,0	22,0	22,0	3,0	—	65	—	1108	0,6	31,00
TB 28 L 050	28	8F	GG	84,89	84,13	91	19,0	22,0	22,0	3,0	—	65	—	1108	0,6	31,90
TB 30 L 050	30	8F	GG	90,96	90,20	97	19,0	22,0	22,0	3,0	—	70	—	1108	0,8	34,10
TB 32 L 050	32	8F	GG	97,02	96,26	103	19,0	22,0	22,0	3,0	—	74	—	1108	0,9	36,70
TB 36 L 050	36	8F	GG	109,15	108,39	115	19,0	22,0	22,0	3,0	—	87	—	1108	1,2	39,40
TB 40 L 050	40	8F	GG	121,28	120,51	127	19,0	25,0	25,0	6,0	—	97	—	1610	1,5	46,30
TB 48 L 050	48	8WF	GG	145,53	144,77	152	19,0	25,0	25,0	6,0	—	88	124	1610	2,3	58,70
TB 60 L 050	60	7W	GG	181,91	181,15	—	19,0	25,0	25,0	3,0	—	92	166	1610	2,0	68,10
TB 72 L 050	72	7A	GG	218,30	217,53	—	19,0	25,0	25,0	3,0	—	92	202	1610	3,0	79,80
TB 84 L 050	84	7A	GG	254,68	253,90	—	19,0	25,0	25,0	3,0	—	92	236	1610	4,0	93,80
TB 96 L 050	96	7A	GG	291,06	290,30	—	19,0	32,0	32,0	6,5	—	106	270	2012	5,5	120,00
TB 120 L 050	120	7A	GG	363,83	363,07	—	19,0	32,0	32,0	6,5	—	106	343	2012	6,8	155,00

**Type L – Teilung Pitch 9,525 mm für Riemenbreite for belt width 075**

TB 18 L 075	18	3F	St	54,57	53,81	60	25,0	25,0	25,0	—	—	—	—	1108	0,2	26,90
TB 19 L 075	19	3F	St	57,61	56,84	60	25,0	25,0	25,0	—	—	—	—	1108	0,3	28,10
TB 20 L 075	20	3F	St	60,64	59,88	66	25,0	25,0	25,0	—	—	—	—	1108	0,3	28,40
TB 21 L 075	21	3F	St	63,67	62,91	71	25,0	25,0	25,0	—	—	—	—	1108	0,4	29,50
TB 22 L 075	22	3F	St	66,70	65,94	75	25,0	25,0	25,0	—	—	—	—	1108	0,4	30,30
TB 23 L 075	23	3F	GG	69,73	68,97	79	25,0	25,0	25,0	—	—	—	—	1108	0,4	31,40
TB 24 L 075	24	3F	GG	72,77	72,00	79	25,0	25,0	25,0	—	—	—	—	1108	0,5	32,60
TB 25 L 075	25	3F	GG	75,80	75,04	83	25,0	25,0	25,0	—	—	—	—	1108	0,6	33,30
TB 26 L 075	26	3F	GG	78,83	78,07	87	25,0	25,0	25,0	—	—	—	—	1108	0,6	34,10
TB 27 L 075	27	3F	GG	81,86	81,10	87	25,0	25,0	25,0	—	—	—	—	1108	0,7	36,40
TB 28 L 075	28	3F	GG	84,89	84,13	91	25,0	25,0	25,0	—	—	—	—	1108	0,7	37,80
TB 30 L 075	30	3F	GG	90,96	90,20	97	25,0	25,0	25,0	—	—	—	—	1108	0,9	39,10
TB 32 L 075	32	3F	GG	97,02	96,26	103	25,0	25,0	25,0	—	—	—	—	1108	1,0	42,00
TB 36 L 075	36	3F	GG	109,15	108,39	115	25,0	25,0	25,0	—	—	—	—	1610	1,2	46,60
TB 40 L 075	40	3F	GG	121,28	120,51	127	25,0	25,0	25,0	—	—	—	—	1610	1,7	51,50
TB 48 L 075	48	3WF	GG	145,53	144,77	152	25,0	25,0	25,0	—	—	92	124	1610	2,5	61,00
TB 60 L 075	60	3W	GG	181,91	181,15	—	25,0	25,0	25,0	—	—	92	166	1610	3,0	72,30
TB 72 L 075	72	3A	GG	218,30	217,53	—	25,0	25,0	25,0	—	—	92	202	1610	4,0	89,80
TB 84 L 075	84	7A	GG	254,68	253,90	—	25,0	32,0	32,0	3,5	—	106	236	2012	5,2	109,00
TB 96 L 075	96	7A	GG	291,06	290,30	—	25,0	32,0	32,0	3,5	—	106	270	2012	6,5	135,00
TB 120 L 075	120	7A	GG	363,83	363,07	—	25,0	32,0	32,0	3,5	—	106	343	2012	7,6	167,00

Taper-Buchse Taper bush	1108	1610	2012
Bohrung d <sub>2</sub> (mm) von ... bis ... Bore d <sub>2</sub> (mm) from ... to ...	10-28	14-42	14-50
€/Stück each	8,30	13,00	15,90

St = Stahl Steel  
GG = Grauguss Cast iron  
Fertigungstechnische Änderungen vorbehalten.  
We reserve the right to make technical changes.  
Bohrungsdurchmesser d<sub>2</sub> siehe Seite 3.  
Bore diameters d<sub>2</sub> see page 3.



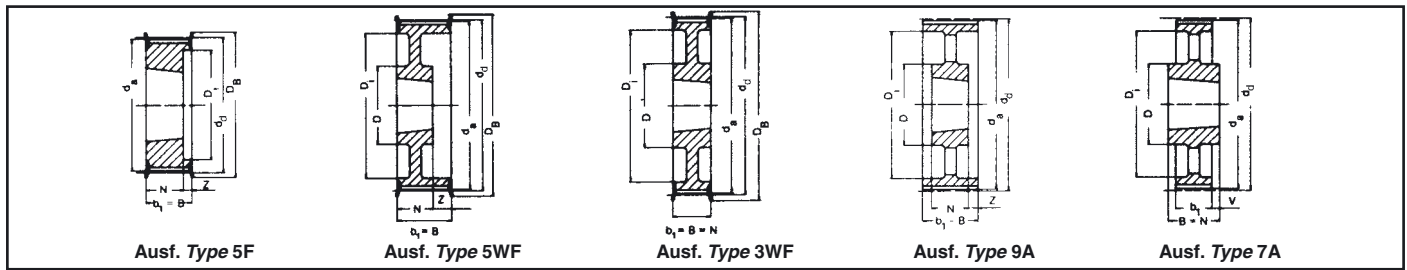
**Type L – Teilung Pitch 9,525 mm für Riemenbreite for belt width 100**

Bezeichnung Part No.	Anzahl der Zähne No. of teeth	Aus- führung Type	Mate- rial	d <sub>d</sub> (mm)	d <sub>a</sub> (mm)	D <sub>B</sub> (mm)	b <sub>1</sub> (mm)	B (mm)	N (mm)	V (mm)	Z (mm)	D (mm)	D <sub>i</sub> (mm)	Taper- Buchse Taper bush	Gewicht ohne Buchse Weight without bush (= kg)	€ Stück ohne Buchse each without bush
TB 18 L 100	18	5F	St	54,57	53,81	60	31,0	31,0	22,0	—	9,0	—	38	1108	0,2	<b>29,20</b>
TB 19 L 100	19	5F	St	57,61	56,84	60	31,0	31,0	22,0	—	9,0	—	38	1108	0,3	<b>30,30</b>
TB 20 L 100	20	5F	St	60,64	59,88	66	31,0	31,0	22,0	—	9,0	—	45	1108	0,4	<b>31,00</b>
TB 21 L 100	21	5F	St	63,67	62,91	71	31,0	31,0	22,0	—	9,0	—	47	1108	0,4	<b>32,20</b>
TB 22 L 100	22	5F	St	66,70	65,94	75	31,0	31,0	22,0	—	9,0	—	51	1108	0,4	<b>32,90</b>
TB 23 L 100	23	5F	GG	69,73	68,97	79	32,0	32,0	22,0	—	10,0	—	54	1108	0,5	<b>35,20</b>
TB 24 L 100	24	5F	GG	72,77	72,00	79	32,0	32,0	22,0	—	10,0	—	54	1108	0,6	<b>36,70</b>
TB 25 L 100	25	5F	GG	75,80	75,04	83	32,0	32,0	22,0	—	10,0	—	56	1108	0,6	<b>38,30</b>
TB 26 L 100	26	5F	GG	78,83	78,07	87	32,0	32,0	22,0	—	10,0	—	60	1108	0,7	<b>39,10</b>
TB 27 L 100	27	5F	GG	81,86	81,10	87	32,0	32,0	22,0	—	10,0	—	62	1108	0,8	<b>40,10</b>
TB 28 L 100	28	5F	GG	84,89	84,13	91	32,0	32,0	22,0	—	10,0	—	65	1108	0,8	<b>41,60</b>
TB 30 L 100	30	5F	GG	90,96	90,20	97	32,0	32,0	25,0	—	7,0	—	71	1210	0,9	<b>42,90</b>
TB 32 L 100	32	5F	GG	97,02	96,26	103	32,0	32,0	25,0	—	7,0	—	75	1210	1,0	<b>46,90</b>
TB 36 L 100	36	5F	GG	109,15	108,39	115	32,0	32,0	25,0	—	7,0	—	89	1610	1,4	<b>50,70</b>
TB 40 L 100	40	5F	GG	121,28	120,51	127	32,0	32,0	25,0	—	7,0	—	101	1610	1,7	<b>55,00</b>
TB 48 L 100	48	5WF	GG	145,53	144,77	152	32,0	32,0	25,0	—	7,0	92	124	1610	2,7	<b>67,40</b>
TB 60 L 100	60	9W	GG	181,91	181,15	—	32,0	32,0	25,0	—	3,5	92	166	1610	2,4	<b>79,80</b>
TB 72 L 100	72	3A	GG	218,30	217,53	—	32,0	32,0	32,0	—	—	106	202	2012	4,4	<b>99,90</b>
TB 84 L 100	84	3A	GG	254,68	253,90	—	32,0	32,0	32,0	—	—	106	236	2012	6,0	<b>117,00</b>
TB 96 L 100	96	3A	GG	291,06	290,30	—	32,0	32,0	32,0	—	—	106	270	2012	7,1	<b>143,00</b>
TB 120 L 100	120	3A	GG	363,83	363,07	—	32,0	32,0	32,0	—	—	106	343	2012	8,5	<b>182,00</b>

Taper-Buchse Taper bush	1108	1210	1610	2012
Bohrung d <sub>2</sub> (mm) von ... bis ... Bore d <sub>2</sub> (mm) from ... to ...	10-28	11-32	14-42	14-50
€/Stück each	<b>8,30</b>	<b>10,90</b>	<b>13,00</b>	<b>15,90</b>

St = Stahl Steel  
GG = Grauguss Cast iron  
Fertigungstechnische Änderungen vorbehalten.  
We reserve the right to make technical changes.  
Bohrungsdurchmesser d<sub>2</sub> siehe Seite 3.  
Bore diameters d<sub>2</sub> see page 3.





**Type H – Teilung Pitch 12,7 mm für Riemenbreite for belt width 100**

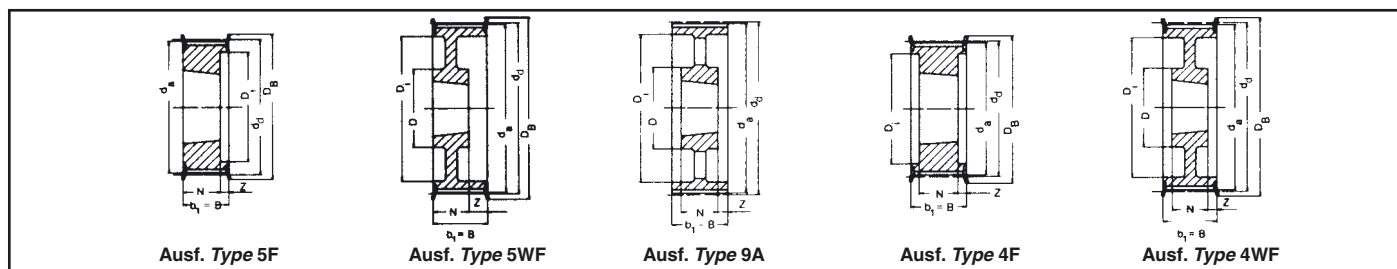
Bezeichnung Part No.	Anzahl der Zähne No. of teeth	Aus- führung Type	Material	d <sub>d</sub> (mm)	d <sub>a</sub> (mm)	D <sub>B</sub> (mm)	b <sub>1</sub> (mm)	B (mm)	N (mm)	V (mm)	Z (mm)	D (mm)	D <sub>i</sub> (mm)	Taper- Buchse Taper bush	Gewicht ohne Buchse Weight without bush (= kg)	€ Stück ohne Buchse each without bush
TB 16 H 100	16	5F	St	64,68	63,31	71	31,0	31,0	22,0	—	9,0	—	45	1108	0,4	29,20
TB 18 H 100	18	5F	St	72,77	71,39	79	31,0	31,0	25,0	—	6,0	—	52	1210	0,5	33,80
TB 19 H 100	19	5F	St	76,81	75,44	83	31,0	31,0	25,0	—	6,0	—	56	1210	0,6	35,60
TB 20 H 100	20	5F	St	80,55	79,48	87	31,0	31,0	25,0	—	6,0	—	60	1210	0,7	37,20
TB 21 H 100	21	5F	GG	84,89	83,52	91	32,0	32,0	25,0	—	7,0	—	63	1210	0,8	39,10
TB 22 H 100	22	5F	GG	88,94	87,56	93	32,0	32,0	25,0	—	7,0	—	67	1210	0,9	41,00
TB 23 H 100	23	5F	GG	92,98	91,61	97	32,0	32,0	25,0	—	7,0	—	71	1610	0,9	42,40
TB 24 H 100	24	5F	GG	97,02	95,65	103	32,0	32,0	25,0	—	7,0	—	75	1610	1,0	43,90
TB 25 H 100	25	5F	GG	101,06	99,69	106	32,0	32,0	25,0	—	7,0	—	79	1610	1,0	46,30
TB 26 H 100	26	5F	GG	105,11	103,73	111	32,0	32,0	25,0	—	7,0	—	83	1610	1,2	47,80
TB 27 H 100	27	5F	GG	109,15	107,78	115	32,0	32,0	25,0	—	7,0	—	87	1610	1,3	49,60
TB 28 H 100	28	5F	GG	113,19	111,82	119	32,0	32,0	25,0	—	7,0	—	91	1610	1,5	51,50
TB 30 H 100	30	5F	GG	121,28	119,90	127	32,0	32,0	25,0	—	7,0	—	99	1610	1,7	55,00
TB 32 H 100	32	5WF	GG	129,36	127,99	135	32,0	32,0	25,0	—	7,0	92	108	1610	2,0	60,20
TB 36 H 100	36	5WF	GG	145,53	144,16	152	32,0	32,0	25,0	—	7,0	92	124	1610	2,7	68,10
TB 40 H 100	40	5WF	GG	161,70	160,33	168	32,0	32,0	25,0	—	7,0	92	140	1610	3,6	76,10
TB 44 H 100	44	3WF	GG	177,87	176,50	184	32,0	32,0	32,0	—	—	106	153	2012	3,8	85,20
TB 48 H 100	48	3WF	GG	194,04	192,67	200	32,0	32,0	32,0	—	—	106	169	2012	3,2	97,60
TB 60 H 100	60	9A	GG	242,55	241,18	—	34,0	34,0	32,0	—	1,0	106	223	2012	4,8	115,00
TB 72 H 100	72	9A	GG	291,06	289,69	—	34,0	34,0	32,0	—	1,0	106	270	2012	5,7	135,00
TB 84 H 100*	84	9A	GG	339,57	338,20	—	34,0	34,0	32,0	—	1,0	106	318	2012	6,8	160,00
TB 96 H 100*	96	7A	GG	388,08	386,71	—	34,0	45,0	45,0	5,5	—	119	366	2517	8,2	195,00
TB 120 H 100*	120	7A	GG	485,10	483,73	—	34,0	45,0	45,0	5,5	—	119	462	2517	12,1	264,00

**Type H – Teilung Pitch 12,7 mm für Riemenbreite for belt width 150**

TB 18 H 150	18	5F	St	72,77	71,39	79	45,0	45,0	25,0	—	20,0	—	53	1210	0,6	41,00
TB 19 H 150	19	5F	St	76,81	75,44	83	45,0	45,0	25,0	—	20,0	—	56	1210	0,7	42,40
TB 20 H 150	20	5F	St	80,55	79,48	87	45,0	45,0	25,0	—	20,0	—	60	1210	0,8	43,90
TB 21 H 150	21	5F	GG	84,89	83,52	91	45,0	45,0	25,0	—	20,0	—	64	1210	1,0	45,50
TB 22 H 150	22	5F	GG	88,94	87,56	93	45,0	45,0	25,0	—	20,0	—	68	1210	1,2	46,90
TB 23 H 150	23	5F	GG	92,98	91,61	97	45,0	45,0	25,0	—	20,0	—	71	1610	1,3	48,10
TB 24 H 150	24	5F	GG	97,02	95,65	103	45,0	45,0	25,0	—	20,0	—	74	1610	1,2	49,20
TB 25 H 150	25	5F	GG	101,06	99,69	106	45,0	45,0	25,0	—	20,0	—	78	1610	1,2	52,30
TB 26 H 150	26	5F	GG	105,11	103,73	111	45,0	45,0	25,0	—	20,0	—	82	1610	1,4	55,30
TB 27 H 150	27	5F	GG	109,15	107,78	115	45,0	45,0	25,0	—	20,0	—	87	1610	1,6	57,90
TB 28 H 150	28	5F	GG	113,19	111,82	119	45,0	45,0	25,0	—	20,0	—	91	1610	1,8	60,20
TB 30 H 150	30	5F	GG	121,28	119,90	127	45,0	45,0	25,0	—	20,0	—	99	1610	2,0	65,40
TB 32 H 150	32	5WF	GG	129,36	127,99	135	45,0	45,0	25,0	—	20,0	92	108	1610	2,3	71,90
TB 36 H 150	36	5WF	GG	145,53	144,16	152	45,0	45,0	25,0	—	20,0	92	124	1610	3,1	84,10
TB 40 H 150	40	5WF	GG	161,70	160,33	168	45,0	45,0	25,0	—	20,0	92	140	1610	4,0	92,00
TB 44 H 150	44	5WF	GG	177,87	176,50	184	45,0	45,0	32,0	—	13,0	106	153	2012	4,4	107,00
TB 48 H 150	48	5WF	GG	194,04	192,67	200	45,0	45,0	32,0	—	13,0	106	169	2012	4,8	118,00
TB 60 H 150	60	9A	GG	242,55	241,18	—	46,0	46,0	32,0	—	7,0	106	223	2012	5,4	127,00
TB 72 H 150	72	9A	GG	291,06	289,69	—	46,0	46,0	32,0	—	7,0	106	270	2012	6,5	146,00
TB 84 H 150*	84	9A	GG	339,57	338,20	—	46,0	46,0	32,0	—	7,0	106	320	2012	8,4	172,00
TB 96 H 150*	96	9A	GG	388,08	386,71	—	46,0	46,0	45,0	—	0,5	119	366	2517	11,0	227,00
TB 120 H 150*	120	9A	GG	485,10	483,73	—	46,0	46,0	45,0	—	0,5	119	462	2517	14,8	283,00

Taper-Buchse Taper bush	1108	1210	1610	2012	2517
Bohrung d <sub>2</sub> (mm) von ... bis ... Bore d <sub>2</sub> (mm) from ... to ...	10-28	11-32	14-42	14-50	16-60
€/Stück each	8,30	10,90	13,00	15,90	20,00

St = Stahl Steel – GG = Grauguss Cast iron  
Fertigungstechnische Änderungen vorbehalten.  
We reserve the right to make technical changes.  
\* Keine Lagerware Non stock items  
Bohrungsdurchmesser d<sub>2</sub> siehe Seite 3.  
Bore diameters d<sub>2</sub> see page 3.



**Type H – Teilung Pitch 12,7 mm für Riemenbreite for belt width 200**

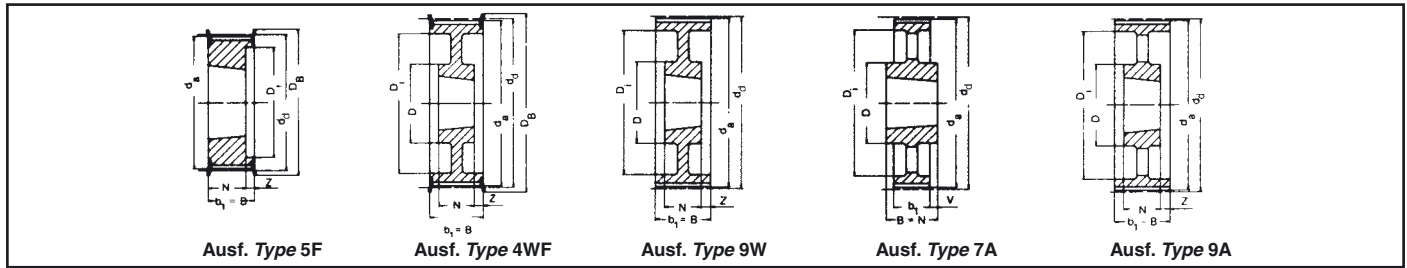
Bezeichnung Part No.	Anzahl der Zähne No. of teeth	Aus- führung Type	Mate- rial	d <sub>d</sub> (mm)	d <sub>a</sub> (mm)	D <sub>B</sub> (mm)	b <sub>1</sub> (mm)	B (mm)	N (mm)	V (mm)	Z (mm)	D (mm)	D <sub>i</sub> (mm)	Taper- Buchse Taper bush	Gewicht ohne Buchse Weight without bush (= kg)	€ Stück ohne Buchse each without bush
TB 18 H 200	18	5F	St	72,77	71,39	79	58,0	58,0	25,0	—	33,0	—	52	1210	0,8	45,00
TB 19 H 200	19	5F	St	76,81	75,44	83	58,0	58,0	25,0	—	33,0	—	56	1610	0,9	47,80
TB 20 H 200	20	5F	St	80,55	79,48	87	58,0	58,0	25,0	—	33,0	—	60	1610	1,0	50,70
TB 21 H 200	21	5F	GG	84,89	83,52	91	58,0	58,0	25,0	—	33,0	—	64	1610	1,7	52,60
TB 22 H 200	22	5F	GG	88,94	87,56	93	58,0	58,0	25,0	—	33,0	—	68	1610	1,5	55,00
TB 23 H 200	23	5F	GG	92,98	91,61	97	58,0	58,0	25,0	—	33,0	—	71	1610	1,8	56,90
TB 24 H 200	24	5F	GG	97,02	95,65	103	58,0	58,0	25,0	—	33,0	—	74	1610	1,5	58,70
TB 25 H 200	25	5F	GG	101,06	99,69	106	58,0	58,0	25,0	—	33,0	—	78	1610	1,5	61,30
TB 26 H 200	26	5F	GG	105,11	103,73	111	58,0	58,0	25,0	—	33,0	—	82	1610	1,8	64,80
TB 27 H 200	27	5F	GG	109,15	107,78	115	58,0	58,0	25,0	—	33,0	—	87	1610	1,9	67,80
TB 28 H 200	28	5F	GG	113,19	111,82	119	58,0	58,0	25,0	—	33,0	—	91	1610	1,9	71,30
TB 30 H 200	30	5F	GG	121,28	119,90	127	58,0	58,0	25,0	—	33,0	—	99	1610	2,3	78,00
TB 32 H 200	32	5F	GG	129,36	127,99	135	58,0	58,0	32,0	—	26,0	—	107	2012	3,0	86,00
TB 36 H 200	36	5WF	GG	145,53	144,16	152	58,0	58,0	32,0	—	26,0	102	124	2012	3,0	101,00
TB 40 H 200	40	5WF	GG	161,70	160,33	168	58,0	58,0	32,0	—	26,0	106	140	2012	3,6	115,00
TB 44 H 200	44	5WF	GG	177,87	176,50	184	58,0	58,0	32,0	—	26,0	106	153	2012	4,5	122,00
TB 48 H 200	48	5WF	GG	194,04	192,67	200	58,0	58,0	45,0	—	13,0	119	169	2517	4,6	140,00
TB 60 H 200	60	9A	GG	242,55	241,18	—	60,0	60,0	45,0	—	7,5	119	223	2517	7,0	157,00
TB 72 H 200	72	9A	GG	291,06	289,69	—	60,0	60,0	45,0	—	7,5	119	270	2517	8,0	176,00
TB 84 H 200*	84	9A	GG	339,57	338,20	—	60,0	60,0	45,0	—	7,5	119	320	2517	9,0	200,00
TB 96 H 200*	96	9A	GG	388,08	386,71	—	60,0	60,0	45,0	—	7,5	119	366	2517	11,5	249,00
TB 120 H 200*	120	9A	GG	485,10	483,73	—	60,0	60,0	45,0	—	7,5	119	462	2517	15,4	338,00

**Type H – Teilung Pitch 12,7 mm für Riemenbreite for belt width 300**

TB 20 H 300	20	4F	St	80,55	79,48	87	84,0	84,0	38,0	—	23,0	—	65	1615	1,5	68,10
TB 21 H 300	21	4F	GG	84,89	83,52	91	84,0	84,0	38,0	—	23,0	—	66	1615	1,2	69,70
TB 22 H 300	22	4F	GG	88,94	87,56	93	84,0	84,0	38,0	—	23,0	—	67	1615	1,6	71,30
TB 23 H 300	23	4F	GG	92,98	91,61	97	84,0	84,0	38,0	—	23,0	—	71	1615	1,8	72,60
TB 24 H 300	24	4F	GG	97,02	95,65	103	84,0	84,0	38,0	—	23,0	—	75	1615	2,1	74,50
TB 25 H 300	25	4F	GG	101,06	99,69	106	84,0	84,0	38,0	—	23,0	—	79	1615	2,0	78,80
TB 26 H 300	26	4F	GG	105,11	103,73	111	84,0	84,0	38,0	—	23,0	—	83	1615	2,7	82,90
TB 27 H 300	27	4F	GG	109,15	107,78	115	84,0	84,0	32,0	—	26,0	—	87	2012	3,0	87,60
TB 28 H 300	28	4F	GG	113,19	111,82	119	84,0	84,0	32,0	—	26,0	—	91	2012	2,4	91,70
TB 30 H 300	30	4F	GG	121,28	119,90	127	84,0	84,0	32,0	—	26,0	—	99	2012	2,9	99,20
TB 32 H 300	32	4F	GG	129,36	127,99	135	84,0	84,0	45,0	—	19,5	—	107	2517	3,3	111,00
TB 36 H 300	36	4F	GG	145,53	144,16	152	84,0	84,0	45,0	—	19,5	—	124	2517	4,5	127,00
TB 40 H 300	40	4F	GG	161,70	160,33	168	84,0	84,0	45,0	—	19,5	—	137	2517	6,0	140,00
TB 44 H 300	44	4WF	GG	177,87	176,50	184	86,0	86,0	45,0	—	20,5	119	153	2517	6,6	162,00
TB 48 H 300	48	4WF	GG	194,04	192,67	200	86,0	86,0	45,0	—	20,5	119	169	2517	7,6	176,00
TB 60 H 300	60	9A	GG	242,55	241,18	—	86,0	86,0	45,0	—	20,5	119	223	2517	8,4	207,00
TB 72 H 300	72	9A	GG	291,06	289,69	—	86,0	86,0	45,0	—	20,5	119	270	2517	10,4	236,00
TB 84 H 300*	84	9A	GG	339,57	338,20	—	86,0	86,0	45,0	—	20,5	119	320	2517	12,5	283,00
TB 96 H 300*	96	9A	GG	388,08	386,71	—	86,0	86,0	76,0	—	5,0	150	362	3030	14,2	400,00
TB 120 H 300*	120	9A	GG	485,10	483,73	—	86,0	86,0	76,0	—	5,0	150	460	3030	18,8	507,00

Taper-Buchse Taper bush	1210	1610	1615	2012	2517	3030
Bohrung d <sub>2</sub> (mm) von ... bis ... Bore d <sub>2</sub> (mm) from ... to ...	11-32	14-42	14-42	14-50	16-60	35-75
€/Stück each	10,90	13,00	13,60	15,90	20,00	34,00

St = Stahl Steel – GG = Grauguss Cast iron  
Fertigungstechnische Änderungen vorbehalten.  
We reserve the right to make technical changes.  
\* Keine Lagerware Non stock items  
Bohrungsdurchmesser d<sub>2</sub> siehe Seite 3.  
Bore diameters d<sub>2</sub> see page 3.



**Type XH – Teilung Pitch 22,225 mm für Riemenbreite for belt width 200**

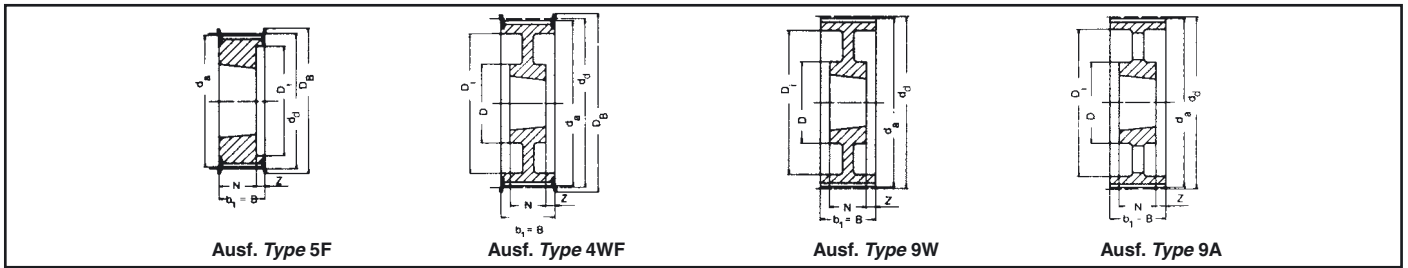
Bezeichnung Part No.	Anzahl der Zähne No. of teeth	Aus- führung Type	Material	d <sub>d</sub> (mm)	d <sub>a</sub> (mm)	D <sub>B</sub> (mm)	b <sub>1</sub> (mm)	B (mm)	N (mm)	V (mm)	Z (mm)	D (mm)	D <sub>i</sub> (mm)	Taper- Buchse Taper bush	Gewicht ohne Buchse Weight without bush (= kg)	€ Stück ohne Buchse each without bush
TB 18 XH 200*	18	5F	GG	127,34	124,55	138	64	64	45	—	20,0	—	95	2517	2,6	<b>392,00</b>
TB 20 XH 200*	20	5F	GG	141,49	138,69	154	64	64	45	—	20,0	—	110	2517	3,6	<b>424,00</b>
TB 22 XH 200*	22	5F	GG	155,64	152,84	168	64	64	45	—	20,0	—	120	2517	4,8	<b>451,00</b>
TB 24 XH 200*	24	5F	GG	169,79	166,69	183	64	64	45	—	20,0	—	135	2517	6,1	<b>511,00</b>
TB 26 XH 200*	26	5F	GG	183,94	181,14	198	64	64	45	—	20,0	—	150	2517	7,4	<b>544,00</b>
TB 28 XH 200*	28	4WF	GG	198,08	195,29	211	64	64	45	—	10,0	120	165	2517	9,0	<b>590,00</b>
TB 30 XH 200*	30	4WF	GG	212,23	209,44	226	64	64	45	—	10,0	120	180	2517	8,6	<b>653,00</b>
TB 32 XH 200*	32	4WF	GG	226,38	223,59	240	64	64	45	—	10,0	120	195	2517	9,8	<b>688,00</b>
TB 40 XH 200*	40	4WF	GG	282,98	280,18	296	64	64	51	—	6,5	160	245	3020	13,3	<b>943,00</b>
TB 48 XH 200*	48	9W	GG	339,57	336,78	—	64	64	51	—	6,5	160	300	3020	19,0	<b>1.277,00</b>

**Type XH – Teilung Pitch 22,225 mm für Riemenbreite for belt width 300**

TB 18 XH 300*	18	5F	GG	127,34	124,55	138	90	90	45	—	45,0	—	95	2517	3,7	<b>504,00</b>
TB 20 XH 300*	20	5F	GG	141,49	138,69	154	90	90	45	—	45,0	—	110	2517	4,7	<b>568,00</b>
TB 22 XH 300*	22	5F	GG	155,64	152,84	168	90	90	45	—	45,0	—	120	2517	6,0	<b>595,00</b>
TB 24 XH 300*	24	5F	GG	169,79	166,69	183	90	90	45	—	45,0	—	135	2517	7,6	<b>667,00</b>
TB 26 XH 300*	26	5F	GG	183,94	181,14	198	90	90	45	—	45,0	—	150	2517	9,8	<b>716,00</b>
TB 28 XH 300*	28	5F	GG	198,08	195,29	211	90	90	51	—	39,0	—	165	3020	11,6	<b>798,00</b>
TB 30 XH 300*	30	5F	GG	212,23	209,44	226	90	90	51	—	39,0	—	180	3020	11,9	<b>878,00</b>
TB 32 XH 300*	32	5F	GG	226,38	223,59	240	90	90	51	—	39,0	—	195	3020	13,8	<b>913,00</b>
TB 40 XH 300*	40	4WF	GG	282,98	280,18	296	90	90	51	—	19,5	160	245	3020	19,5	<b>1.195,00</b>
TB 48 XH 300*	48	9W	GG	339,57	336,78	—	90	90	51	—	19,5	160	300	3020	27,0	<b>1.389,00</b>

Taper-Buchse Taper bush	2517	3020	3535	4040
Bohrung d <sub>2</sub> (mm) von ... bis ... Bore d <sub>2</sub> (mm) from ... to ...	16-60	25-75	35-90	40-100
€/Stück each	<b>20,00</b>	<b>25,90</b>	<b>65,40</b>	<b>92,00</b>

GG = Grauguss Cast iron  
Fertigungstechnische Änderungen vorbehalten.  
We reserve the right to make technical changes.  
\* Keine Lagerware Non stock items  
Bohrungsdurchmesser d<sub>2</sub> siehe Seite 3.  
Bore diameters d<sub>2</sub> see page 3.



**Type XH – Teilung Pitch 22,225 mm für Riemenbreite for belt width 400**

Bezeichnung Part No.	Anzahl der Zähne No. of teeth	Aus- führung Type	Mate- rial	$d_d$ (mm)	$d_a$ (mm)	$D_B$ (mm)	$b_1$ (mm)	B (mm)	N (mm)	V (mm)	Z (mm)	D (mm)	$D_i$ (mm)	Taper- Buchse Taper bush	Gewicht ohne Buchse Weight without bush (= kg)	€ Stück ohne Buchse each without bush
TB 20 XH 400*	20	5F	GG	141,49	138,69	154	119	119	45	—	74,0	—	110	2517	6,0	613,00
TB 22 XH 400*	22	5F	GG	155,64	152,84	168	119	119	45	—	74,0	—	120	2517	7,2	679,00
TB 24 XH 400*	24	5F	GG	169,79	166,69	183	119	119	51	—	68,0	—	135	3020	8,4	725,00
TB 26 XH 400*	26	5F	GG	183,94	181,14	198	119	119	51	—	68,0	—	150	3020	10,3	846,00
TB 28 XH 400*	28	5F	GG	198,08	195,29	211	119	119	51	—	68,0	—	165	3020	12,3	906,00
TB 30 XH 400*	30	5F	GG	212,23	209,44	226	119	119	51	—	68,0	—	180	3020	14,3	963,00
TB 32 XH 400*	32	5F	GG	226,38	223,59	240	119	119	51	—	68,0	—	195	3020	19,9	1.053,00
TB 40 XH 400*	40	4WF	GG	282,98	280,18	296	119	119	89	—	15,0	190	245	3535	24,6	1.124,00
TB 48 XH 400*	48	9W	GG	339,57	336,78	—	119	119	89	—	15,0	190	300	3535	30,0	1.440,00

Taper-Buchse Taper bush	2517	3020	3535	4040
Bohrung $d_2$ (mm) von ... bis ... Bore $d_2$ (mm) from ... to ...	16-60	25-75	35-90	40-100
€/Stück each	20,00	25,90	65,40	92,00

GG = Grauguss Cast iron  
Fertigungstechnische Änderungen vorbehalten.  
We reserve the right to make technical changes.  
\* Keine Lagerware Non stock items  
Bohrungsdurchmesser  $d_2$  siehe Seite 3.  
Bore diameters  $d_2$  see page 3.