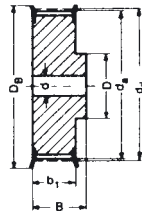
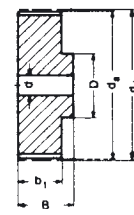


Ausf. Type 1F



Ausf. Type 6F



Ausf. Type 6

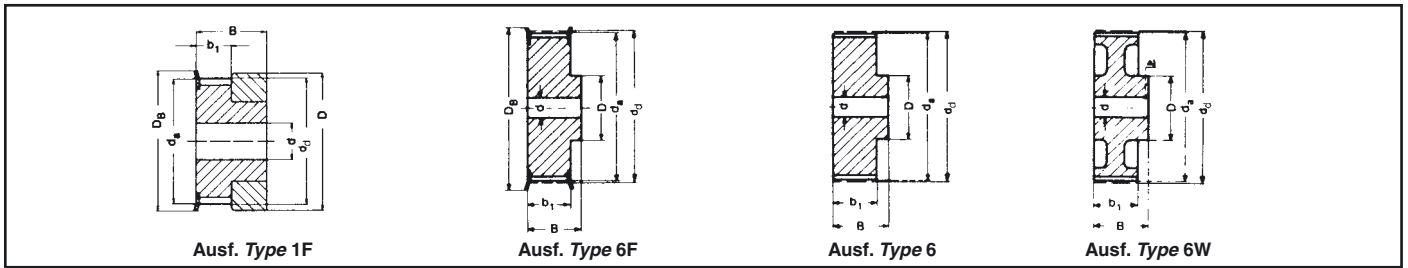
**Type 3M – Teilung Pitch 3 mm für Riemenbreite for belt width 6 mm**

Keine Lagerware  
Non stock items

Bezeichnung Part No.	Anzahl der Zähne No. of teeth	Aus- führung Type	Material	d <sub>d</sub> (mm)	d <sub>a</sub> (mm)	D <sub>B</sub> (mm)	b <sub>1</sub> (mm)	B (mm)	D (mm)	Vor- bohrung Pilot bore d (mm)	Fertig- bohrung Finished bore d <sub>max</sub> (mm)	Gewicht Weight (≈ kg)	€ Stück each
10-3M-6	10	1F	Al	9,55	8,79	13,0	7,2	14,5	13,0	—	3		auf Anfrage on request
12-3M-6	12	1F	Al	11,46	10,70	15,0	7,2	14,5	15,0	—	5		
14-3M-6	14	1F	Al	13,37	12,61	16,0	7,2	14,5	16,0	—	6		
15-3M-6	15	1F	Al	14,32	13,56	17,5	7,2	14,5	17,5	—	6		
16-3M-6	16	6F	Al	15,28	14,52	18,0	9,8	17,5	10,0	4	7		
18-3M-6	18	6F	Al	17,19	16,43	19,5	9,8	17,5	11,0	6	8		
20-3M-6	20	6F	Al	19,10	18,34	23,0	9,8	17,5	13,0	6	9		
21-3M-6	21	6F	Al	20,05	19,29	25,0	9,8	17,5	14,0	6	9		
22-3M-6	22	6F	Al	21,01	20,25	25,0	9,8	17,5	14,0	6	9		
24-3M-6	24	6F	Al	22,92	22,16	25,0	9,8	17,5	14,0	6	9		
26-3M-6	26	6F	Al	24,83	24,07	28,0	9,8	17,5	16,0	6	11		
28-3M-6	28	6F	Al	26,74	25,98	32,0	9,8	17,5	18,0	6	12		
30-3M-6	30	6F	Al	28,65	27,89	32,0	9,8	17,5	20,0	6	14		
32-3M-6	32	6F	Al	30,56	29,80	36,0	9,8	17,5	22,0	6	15		
36-3M-6	36	6F	Al	34,38	33,62	38,0	10,3	18,0	26,0	6	16		
40-3M-6	40	6F	Al	38,20	37,44	42,0	10,3	18,0	28,0	6	18		
44-3M-6	44	6F	Al	42,02	41,26	48,0	10,3	18,0	33,0	6	20		
48-3M-6	48	6	Al	45,84	45,08	—	10,3	18,6	33,0	8	20		
60-3M-6	60	6	Al	57,30	56,54	—	10,3	18,6	33,0	8	20		
72-3M-6	72	6	Al	68,75	67,99	—	10,3	18,6	33,0	8	20		

**Type 3M – Teilung Pitch 3 mm für Riemenbreite for belt width 9 mm**

10-3M-9	10	1F	Al	9,55	8,79	13,0	10,2	17,5	13,0	—	3	0,004	10,20
12-3M-9	12	1F	Al	11,46	10,70	15,0	10,2	17,5	15,0	—	5	0,006	10,70
14-3M-9	14	1F	Al	13,37	12,61	16,0	10,2	17,5	16,0	—	6	0,007	11,00
15-3M-9	15	1F	Al	14,32	13,56	17,5	10,2	17,5	17,5	—	6	0,008	11,30
16-3M-9	16	6F	Al	15,28	14,52	18,0	12,8	20,6	10,0	4	7	0,007	12,10
18-3M-9	18	6F	Al	17,19	16,43	19,5	12,8	20,6	11,0	6	8	0,008	13,70
20-3M-9	20	6F	Al	19,10	18,34	23,0	12,8	20,6	13,0	6	9	0,010	14,00
21-3M-9	21	6F	Al	20,05	19,29	25,0	12,8	20,6	14,0	6	9	0,013	14,40
22-3M-9	22	6F	Al	21,01	20,25	25,0	12,8	20,6	14,0	6	9	0,014	15,60
24-3M-9	24	6F	Al	22,92	22,16	25,0	12,8	20,6	14,0	6	9	0,016	15,90
26-3M-9	26	6F	Al	24,83	24,07	28,0	12,8	20,6	16,0	6	11	0,018	17,10
28-3M-9	28	6F	Al	26,74	25,98	32,0	12,8	20,6	18,0	6	12	0,024	17,80
30-3M-9	30	6F	Al	28,65	27,89	32,0	12,8	20,6	20,0	6	14	0,028	18,50
32-3M-9	32	6F	Al	30,56	29,80	36,0	12,8	20,6	22,0	6	15	0,032	19,30
36-3M-9	36	6F	Al	34,38	33,62	38,0	13,4	22,2	26,0	6	16	0,045	21,20
40-3M-9	40	6F	Al	38,20	37,44	42,0	13,4	22,2	28,0	6	18	0,055	21,60
44-3M-9	44	6F	Al	42,02	41,26	48,0	13,4	22,2	33,0	6	20	0,074	26,20
48-3M-9	48	6	Al	45,84	45,08	—	13,4	22,2	33,0	8	20	0,074	28,10
60-3M-9	60	6	Al	57,30	56,54	—	13,4	22,2	33,0	8	20	0,106	33,80
72-3M-9	72	6	Al	68,75	67,99	—	13,4	22,2	33,0	8	20	0,145	42,40

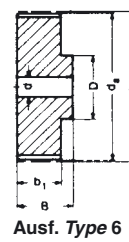
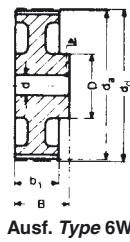
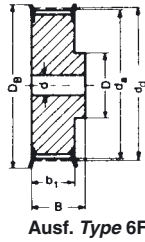


**Type 3M – Teilung Pitch 3 mm für Riemenbreite for belt width 15 mm**

Bezeichnung Part No.	Anzahl der Zähne No. of teeth	Aus- führung Type	Material	d <sub>d</sub> (mm)	d <sub>a</sub> (mm)	D <sub>B</sub> (mm)	b <sub>1</sub> (mm)	B (mm)	D (mm)	Vor- bohrung Pilot bore d (mm)	Fertig- bohrung Finished bore d <sub>max</sub> (mm)	Gewicht Weight (= kg)	€ Stück each
10-3M-15	10	1F	Al	9,55	8,79	13,0	17,0	26	13,0	—	3	0,006	11,30
12-3M-15	12	1F	Al	11,46	10,70	15,0	17,0	26	15,0	—	5	0,008	11,80
14-3M-15	14	1F	Al	13,37	12,61	16,0	17,0	26	16,0	—	6	0,010	12,90
15-3M-15	15	1F	Al	14,32	13,56	17,5	17,0	26	17,5	—	6	0,012	13,20
16-3M-15	16	6F	Al	15,28	14,52	18,0	19,5	26	10,0	4	7	0,010	14,00
18-3M-15	18	6F	Al	17,19	16,43	19,5	19,5	26	11,0	6	8	0,012	14,40
20-3M-15	20	6F	Al	19,10	18,34	23,0	19,5	26	13,0	6	9	0,014	15,10
21-3M-15	21	6F	Al	20,05	19,29	25,0	19,5	26	14,0	6	9	0,016	15,60
22-3M-15	22	6F	Al	21,01	20,25	25,0	19,5	26	14,0	6	9	0,018	17,10
24-3M-15	24	6F	Al	22,92	22,16	25,0	19,5	26	14,0	6	9	0,020	17,80
26-3M-15	26	6F	Al	24,83	24,07	28,0	19,5	26	16,0	6	11	0,027	18,50
28-3M-15	28	6F	Al	26,74	25,98	32,0	19,5	26	18,0	6	12	0,030	19,00
30-3M-15	30	6F	Al	28,65	27,89	32,0	19,5	26	20,0	6	14	0,035	20,40
32-3M-15	32	6F	Al	30,56	29,80	36,0	19,5	26	22,0	6	15	0,042	22,00
36-3M-15	36	6F	Al	34,38	33,62	38,0	20,0	30	26,0	6	16	0,060	25,40
40-3M-15	40	6F	Al	38,20	37,44	42,0	20,0	30	28,0	6	18	0,075	25,70
44-3M-15	44	6F	Al	42,02	41,26	48,0	20,0	30	33,0	6	20	0,100	30,30
48-3M-15	48	6	Al	45,84	45,08	—	20,0	30	33,0	8	20	0,103	33,30
60-3M-15	60	6	Al	57,30	56,54	—	20,0	30	33,0	8	20	0,150	41,00
72-3M-15	72	6	Al	68,75	67,99	—	20,0	30	33,0	8	20	0,212	49,20

**Type 5M – Teilung Pitch 5 mm für Riemenbreite for belt width 9 mm**

12-5M-9	12	6F	St	19,10	17,96	23	14,5	20,0	13,0	4	7	0,028	11,00
14-5M-9	14	6F	St	22,28	21,14	25	14,5	20,0	14,0	6	8	0,034	11,80
15-5M-9	15	6F	St	23,87	22,73	28	14,5	20,0	16,0	6	10	0,042	12,10
16-5M-9	16	6F	St	25,46	24,32	28	14,5	20,0	16,5	6	10	0,050	12,90
18-5M-9	18	6F	St	28,65	27,51	32	14,5	20,0	20,0	6	12	0,070	14,00
20-5M-9	20	6F	St	31,83	30,69	36	14,5	22,5	23,0	6	14	0,094	15,10
21-5M-9	21	6F	St	33,42	32,28	38	14,5	22,5	24,0	6	14	0,110	15,90
22-5M-9	22	6F	St	35,01	33,87	38	14,5	22,5	25,5	6	14	0,118	16,60
24-5M-9	24	6F	St	38,20	37,06	42	14,5	22,5	27,0	6	16	0,145	17,50
26-5M-9	26	6F	St	41,38	40,24	44	14,5	22,5	30,0	6	18	0,170	18,20
28-5M-9	28	6F	St	44,56	43,42	48	14,5	22,5	30,5	6	18	0,200	19,00
30-5M-9	30	6F	St	47,75	46,61	51	14,5	22,5	35,0	6	20	0,236	19,80
32-5M-9	32	6F	St	50,93	49,79	54	14,5	22,5	38,0	8	22	0,270	21,20
36-5M-9	36	6F	St	57,30	56,16	60	14,5	22,5	38,0	8	22	0,324	23,10
40-5M-9	40	6F	St	63,66	62,52	71	14,5	22,5	38,0	8	22	0,400	24,10
44-5M-9	44	6W	Al	70,03	68,89	—	14,5	25,5	38,0	8	22	0,170	28,70
48-5M-9	48	6W	Al	76,39	75,25	—	14,5	25,5	45,0	8	25	0,182	31,00
60-5M-9	60	6W	Al	95,49	94,35	—	14,5	25,5	45,0	8	25	0,230	39,10
72-5M-9	72	6W	Al	114,59	113,45	—	14,5	25,5	45,0	8	25	0,270	46,90

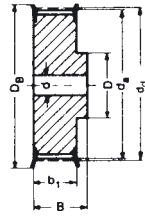


**Type 5M – Teilung Pitch 5 mm für Riemenbreite for belt width 15 mm**

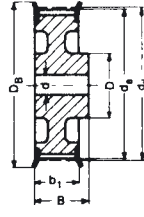
Bezeichnung Part No.	Anzahl der Zähne No. of teeth	Aus- führung Type	Material	d <sub>d</sub> (mm)	d <sub>a</sub> (mm)	D <sub>B</sub> (mm)	b <sub>1</sub> (mm)	B (mm)	D (mm)	Vor- bohrung Pilot bore d (mm)	Fertig- bohrung Finished bore d <sub>max</sub> (mm)	Gewicht Weight (≈ kg)	€ Stück each
12-5M-15	12	6F	St	19,10	17,96	25	20,5	26	13,0	4	7	0,034	12,50
14-5M-15	14	6F	St	22,28	21,14	25	20,5	26	14,0	6	8	0,046	13,20
15-5M-15	15	6F	St	23,87	22,73	28	20,5	26	16,0	6	10	0,056	14,00
16-5M-15	16	6F	St	25,46	24,32	28	20,5	26	16,5	6	10	0,064	15,10
18-5M-15	18	6F	St	28,65	27,51	32	20,5	26	20,0	6	12	0,086	15,90
20-5M-15	20	6F	St	31,83	30,69	36	20,5	26	23,0	6	14	0,112	16,60
21-5M-15	21	6F	St	33,42	32,28	38	20,5	26	24,0	6	14	0,130	17,80
22-5M-15	22	6F	St	35,01	33,87	38	20,5	26	25,5	6	14	0,140	18,50
24-5M-15	24	6F	St	38,20	37,06	42	20,5	28	27,0	6	16	0,180	19,80
26-5M-15	26	6F	St	41,38	40,24	44	20,5	28	30,0	6	18	0,220	20,10
28-5M-15	28	6F	St	44,56	43,42	48	20,5	28	30,5	6	18	0,250	21,20
30-5M-15	30	6F	St	47,75	46,61	51	20,5	28	35,0	6	20	0,300	23,10
32-5M-15	32	6F	St	50,93	49,79	54	20,5	28	38,0	8	22	0,350	25,00
36-5M-15	36	6F	St	57,30	56,16	60	20,5	28	38,0	8	22	0,426	26,50
40-5M-15	40	6F	St	63,66	62,52	71	20,5	28	38,0	8	22	0,520	28,40
44-5M-15	44	6W	Al	70,03	68,89	—	20,5	30	38,0	8	22	0,225	33,30
48-5M-15	48	6W	Al	76,39	75,25	—	20,5	30	38,0	8	25	0,187	37,20
60-5M-15	60	6W	Al	95,49	94,35	—	20,5	30	50,0	8	25	0,305	45,80
72-5M-15	72	6W	Al	114,59	113,45	—	20,5	30	50,0	8	25	0,375	55,00

**Type 5M – Teilung Pitch 5 mm für Riemenbreite for belt width 25 mm**

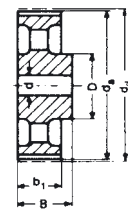
12-5M-25	12	6F	St	19,10	17,96	25	30	36	13,0	4	7	0,050	15,60
14-5M-25	14	6F	St	22,28	21,14	25	30	36	14,0	6	8	0,070	16,60
15-5M-25	15	6F	St	23,87	22,73	28	30	36	16,0	6	10	0,080	17,50
16-5M-25	16	6F	St	25,46	24,32	28	30	36	16,5	6	10	0,100	18,20
18-5M-25	18	6F	St	28,65	27,51	32	30	36	20,0	6	12	0,120	19,00
20-5M-25	20	6F	St	31,83	30,69	36	30	36	23,0	6	14	0,160	19,80
21-5M-25	21	6F	St	33,42	32,28	38	30	38	24,0	6	14	0,190	20,90
22-5M-25	22	6F	St	35,01	33,87	38	30	38	25,5	6	14	0,210	22,00
24-5M-25	24	6F	St	38,20	37,06	42	30	38	27,0	6	16	0,250	23,80
26-5M-25	26	6F	St	41,38	40,24	44	30	38	30,0	6	18	0,300	25,70
28-5M-25	28	6F	St	44,56	43,42	48	30	38	30,5	6	18	0,350	27,30
30-5M-25	30	6F	St	47,75	46,61	51	30	38	35,0	6	20	0,420	30,00
32-5M-25	32	6F	St	50,93	49,79	54	30	38	38,0	8	22	0,480	32,20
36-5M-25	36	6F	St	57,30	56,16	60	30	38	38,0	8	22	0,590	34,10
40-5M-25	40	6F	St	63,66	62,52	71	30	38	38,0	8	22	0,740	39,10
44-5M-25	44	6W	Al	70,03	68,89	—	30	40	38,0	8	22	0,320	46,90
48-5M-25	48	6W	Al	76,39	75,25	—	30	40	38,0	8	25	0,275	50,70
60-5M-25	60	6W	Al	95,49	94,35	—	30	40	50,0	8	25	0,435	63,20
72-5M-25	72	6W	Al	114,59	113,45	—	30	40	50,0	8	25	0,525	75,30



Ausf. Type 6F



Ausf. Type 6WF



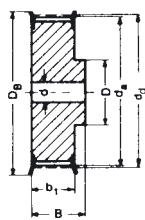
Ausf. Type 6A

**Type 8M – Teilung Pitch 8 mm für Riemenbreite for belt width 20 mm**

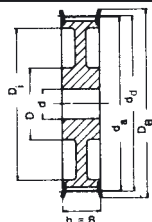
Bezeichnung Part No.	Anzahl der Zähne No. of teeth	Aus- führung Type	Material	d <sub>d</sub> (mm)	d <sub>a</sub> (mm)	D <sub>B</sub> (mm)	b <sub>1</sub> (mm)	B (mm)	D (mm)	D <sub>i</sub> (mm)	Vor- bohrung Pilot bore d (mm)	Fertig- bohrung Finished bore d <sub>max</sub> (mm)	Gewicht Weight (= kg)	€ Stück each
22-8M-20	22	6F	St	56,02	54,65	60,0	28	38	43	—	12	30	0,54	25,40
24-8M-20	24	6F	St	61,12	59,75	66,0	28	38	45	—	12	30	0,65	27,30
26-8M-20	26	6F	St	66,21	64,84	71,0	28	38	50	—	12	35	0,80	29,20
28-8M-20	28	6F	St	71,30	69,93	75,0	28	38	50	—	15	35	0,87	31,00
30-8M-20	30	6F	St	76,39	75,02	83,0	28	38	55	—	15	35	1,02	32,90
32-8M-20	32	6F	St	81,49	80,12	87,0	28	38	60	—	15	40	1,20	36,00
34-8M-20	34	6F	St	86,58	85,22	91,0	28	38	70	—	15	45	1,40	38,30
36-8M-20	36	6F	St	91,67	90,30	98,5	28	38	70	—	15	45	1,55	40,10
38-8M-20	38	6F	St	96,77	95,39	103,0	28	38	75	—	15	45	1,65	43,20
40-8M-20	40	6F	GG	101,86	100,49	106,0	28	38	75	—	15	45	1,80	46,90
44-8M-20	44	6F	GG	112,05	110,67	119,0	28	38	75	—	15	45	2,10	55,00
48-8M-20	48	6F	GG	122,23	120,86	127,0	28	38	75	—	15	45	2,44	60,20
56-8M-20	56	6WF	GG	142,60	141,23	148,0	28	38	80	117	15	45	2,60	78,00
64-8M-20	64	6WF	GG	162,97	161,60	168,0	28	38	80	137	15	45	2,90	91,70
72-8M-20	72	6WF	GG	183,35	181,97	192,0	28	38	80	158	15	45	3,10	103,00
80-8M-20	80	6A	GG	203,72	202,35	—	28	38	90	180	15	50	3,80	109,00
90-8M-20	90	6A	GG	229,18	227,81	—	28	38	90	204	15	50	4,20	127,00
112-8M-20	112	6A	GG	285,21	283,83	—	28	38	90	260	18	50	5,20	165,00
144-8M-20	144	6A	GG	366,69	365,32	—	28	38	90	341	20	50	7,50	210,00
168-8M-20	168	6A	GG	427,81	426,44	—	28	38	100	402	20	55	10,00	318,00
192-8M-20	192	6A	GG	488,92	487,55	—	28	38	100	463	20	55	14,40	384,00

**Type 8M – Teilung Pitch 8 mm für Riemenbreite for belt width 30 mm**

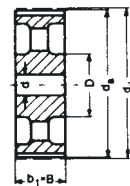
22-8M-30	22	6F	St	56,02	54,65	60,0	38	48	43	—	12	30	0,69	29,20
24-8M-30	24	6F	St	61,12	59,75	66,0	38	48	45	—	12	30	0,84	31,00
26-8M-30	26	6F	St	66,21	64,84	71,0	38	48	50	—	12	35	1,00	33,30
28-8M-30	28	6F	St	71,30	69,93	75,0	38	48	50	—	15	35	1,12	36,40
30-8M-30	30	6F	St	76,39	75,02	83,0	38	48	55	—	15	35	1,32	39,40
32-8M-30	32	6F	St	81,49	80,12	87,0	38	48	60	—	15	40	1,50	41,60
34-8M-30	34	6F	St	86,58	85,22	91,0	38	48	70	—	15	45	1,80	43,90
36-8M-30	36	6F	St	91,67	90,30	98,5	38	48	70	—	15	45	1,99	46,90
38-8M-30	38	6F	St	96,77	95,39	103,0	38	48	75	—	15	45	2,27	50,40
40-8M-30	40	6F	GG	101,86	100,49	106,0	38	48	75	—	15	45	2,40	55,00
44-8M-30	44	6F	GG	112,05	110,67	119,0	38	48	75	—	15	45	2,80	62,90
48-8M-30	48	6F	GG	122,23	120,86	127,0	38	48	75	—	15	45	3,20	70,00
56-8M-30	56	6WF	GG	142,60	141,23	148,0	38	48	90	117	15	50	3,60	92,80
64-8M-30	64	6WF	GG	162,97	161,60	168,0	38	48	90	137	15	50	4,30	106,00
72-8M-30	72	6WF	GG	183,35	181,97	192,0	38	48	95	158	15	50	4,80	117,00
80-8M-30	80	6A	GG	203,72	202,35	—	38	48	100	180	15	55	5,10	135,00
90-8M-30	90	6A	GG	229,18	227,81	—	38	48	100	204	15	55	5,70	149,00
112-8M-30	112	6A	GG	285,21	283,83	—	38	48	100	260	18	55	6,80	170,00
144-8M-30	144	6A	GG	366,69	365,32	—	38	48	100	341	20	55	9,30	214,00
168-8M-30	168	6A	GG	427,81	426,44	—	38	48	100	402	20	55	11,40	322,00
192-8M-30	192	6A	GG	488,92	487,55	—	38	48	100	463	20	55	16,00	391,00



Ausf. Type 6F



Ausf. Type 10WF



Ausf. Type 10A

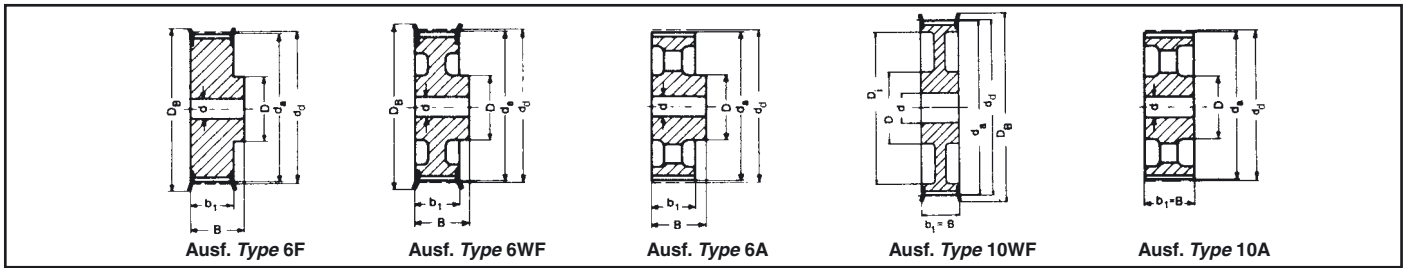
**Type 8M – Teilung Pitch 8 mm für Riemenbreite for belt width 50 mm**

Bezeichnung Part No.	Anzahl der Zähne No. of teeth	Aus- führung Type	Material	d <sub>d</sub> (mm)	d <sub>a</sub> (mm)	D <sub>B</sub> (mm)	b <sub>1</sub> (mm)	B (mm)	D (mm)	D <sub>i</sub> (mm)	Vor- bohrung Pilot bore d (mm)	Fertig- bohrung Finished bore d <sub>max</sub> (mm)	Gewicht Weight (= kg)	€ Stück each
22-8M-50	22	6F	St	56,02	54,65	60,0	60	70	43	—	12	30	1,00	<b>38,30</b>
24-8M-50	24	6F	St	61,12	59,75	66,0	60	70	45	—	12	30	1,20	<b>39,70</b>
26-8M-50	26	6F	St	66,21	64,84	71,0	60	70	50	—	12	35	1,50	<b>43,50</b>
28-8M-50	28	6F	St	71,30	69,93	75,0	60	70	50	—	15	35	1,67	<b>48,10</b>
30-8M-50	30	6F	St	76,39	75,02	83,0	60	70	55	—	15	35	1,97	<b>50,40</b>
32-8M-50	32	6F	St	81,49	80,12	87,0	60	70	60	—	15	40	2,27	<b>55,00</b>
34-8M-50	34	6F	St	86,58	85,22	91,0	60	70	70	—	15	45	2,69	<b>57,90</b>
36-8M-50	36	6F	St	91,67	90,30	98,5	60	70	70	—	15	45	2,97	<b>62,10</b>
38-8M-50	38	6F	St	96,77	95,39	103,0	60	70	75	—	15	45	3,23	<b>67,00</b>
40-8M-50	40	6F	GG	101,86	100,49	106,0	60	70	75	—	18	45	3,50	<b>70,00</b>
44-8M-50	44	6F	GG	112,05	110,67	119,0	60	70	75	—	18	45	3,90	<b>81,70</b>
48-8M-50	48	6F	GG	122,23	120,86	127,0	60	70	80	—	18	45	4,30	<b>92,00</b>
56-8M-50	56	10WF	GG	142,60	141,23	148,0	60	60	90	117	18	50	5,00	<b>113,00</b>
64-8M-50	64	10WF	GG	162,97	161,60	168,0	60	60	100	137	18	55	5,60	<b>132,00</b>
72-8M-50	72	10WF	GG	183,35	181,97	192,0	60	60	100	158	18	55	6,80	<b>140,00</b>
80-8M-50	80	10A	GG	203,72	202,35	—	60	60	110	180	18	60	6,90	<b>167,00</b>
90-8M-50	90	10A	GG	229,18	227,81	—	60	60	110	204	18	60	8,60	<b>195,00</b>
112-8M-50	112	10A	GG	285,21	283,83	—	60	60	110	260	18	60	9,60	<b>219,00</b>
144-8M-50	144	10A	GG	366,69	365,32	—	60	60	110	341	20	60	13,80	<b>300,00</b>
168-8M-50	168	10A	GG	427,81	426,44	—	60	60	120	402	20	65	16,00	<b>411,00</b>
192-8M-50	192	10A	GG	488,92	487,55	—	60	60	130	463	20	70	22,40	<b>526,00</b>

**Type 8M – Teilung Pitch 8 mm für Riemenbreite for belt width 85 mm**

22-8M-85	22	6F	St	56,02	54,65	60,0	95	105	43	—	12	30	1,55	<b>48,80</b>
24-8M-85	24	6F	St	61,12	59,75	66,0	95	105	45	—	12	30	1,90	<b>53,00</b>
26-8M-85	26	6F	St	66,21	64,84	71,0	95	105	50	—	12	35	2,25	<b>56,90</b>
28-8M-85	28	6F	St	71,30	69,93	75,0	95	105	50	—	15	35	2,55	<b>65,40</b>
30-8M-85	30	6F	St	76,39	75,02	83,0	95	105	55	—	15	35	3,00	<b>70,00</b>
32-8M-85	32	6F	St	81,49	80,12	87,0	95	105	60	—	15	40	3,57	<b>73,50</b>
34-8M-85	34	6F	St	86,58	85,22	91,0	95	105	70	—	15	45	4,00	<b>79,50</b>
36-8M-85	36	6F	St	91,67	90,30	98,5	95	105	70	—	15	45	4,50	<b>87,90</b>
38-8M-85	38	6F	St	96,77	95,39	103,0	95	105	75	—	15	45	4,90	<b>91,70</b>
40-8M-85	40	6F	GG	101,86	100,49	106,0	95	105	75	—	18	45	5,20	<b>101,00</b>
44-8M-85	44	6F	GG	112,05	110,67	119,0	95	105	75	—	18	45	6,60	<b>113,00</b>
48-8M-85	48	6F	GG	122,23	120,86	127,0	95	105	80	—	18	45	7,60	<b>129,00</b>
56-8M-85	56	6F	GG	142,60	141,23	148,0	95	105	80	—	20	50	9,80	<b>157,00</b>
64-8M-85	64	10WF	GG	162,97	161,60	168,0	95	95	100	137	20	55	10,40	<b>186,00</b>
72-8M-85	72	10WF	GG	183,35	181,97	192,0	95	95	110	158	20	60	11,40	<b>214,00</b>
80-8M-85	80	10A	GG	203,72	202,35	—	95	95	110	180	20	60	11,10	<b>229,00</b>
90-8M-85	90	10A	GG	229,18	227,81	—	95	95	110	204	20	60	13,20	<b>268,00</b>
112-8M-85	112	10A	GG	285,21	283,83	—	95	95	110	260	24	60	16,30	<b>336,00</b>
144-8M-85*	144	10A	GG	366,69	365,32	—	95	95	120	341	24	65	21,50	<b>503,00</b>
168-8M-85*	168	10A	GG	427,81	426,44	—	95	95	120	402	24	65	26,10	<b>539,00</b>
192-8M-85*	192	10A	GG	488,92	487,55	—	95	95	130	463	24	70	30,60	<b>681,00</b>



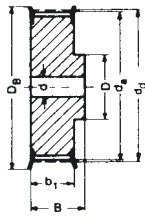


**Type 14M – Teilung Pitch 14 mm für Riemenbreite for belt width 40 mm**

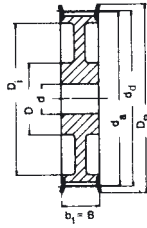
Bezeichnung Part No.	Anzahl der Zähne No. of teeth	Aus- führung Type	Material	dg (mm)	da (mm)	DB (mm)	b1 (mm)	B (mm)	D (mm)	D1 (mm)	Vor- bohrung Pilot bore d (mm)	Fertig- bohrung Finished bore dmax (mm)	Gewicht Weight (= kg)	€ Stück each
28-14M-40	28	6F	GG	124,78	122,12	127	54	69	100	—	24	60	4,73	<b>96,60</b>
29-14M-40	29	6F	GG	129,23	126,57	138	54	69	100	—	24	60	5,09	<b>104,00</b>
30-14M-40	30	6F	GG	133,69	130,99	138	54	69	100	—	24	60	5,45	<b>111,00</b>
32-14M-40	32	6F	GG	142,60	139,88	154	54	69	100	—	24	70	6,17	<b>119,00</b>
34-14M-40	34	6F	GG	151,52	148,79	160	54	69	100	—	24	70	6,88	<b>132,00</b>
36-14M-40	36	6F	GG	160,43	157,68	168	54	69	100	—	24	70	7,60	<b>144,00</b>
38-14M-40	38	6F	GG	169,34	166,60	183	54	69	120	—	24	70	8,28	<b>147,00</b>
40-14M-40	40	6F	GG	178,25	175,49	188	54	69	120	—	24	70	9,26	<b>166,00</b>
44-14M-40	44	6F	GG	196,08	193,28	211	54	69	120	—	24	70	10,32	<b>180,00</b>
48-14M-40	48	6WF	GG	213,90	211,11	226	54	69	135	172	24	70	11,50	<b>214,00</b>
56-14M-40	56	6WF	GG	249,55	246,76	256	54	69	135	207	28	70	13,05	<b>245,00</b>
64-14M-40	64	6WF	GG	285,21	282,41	296	54	69	135	242	28	70	14,40	<b>293,00</b>
72-14M-40	72	6A	GG	320,86	318,06	—	54	69	135	278	28	70	16,90	<b>303,00</b>
80-14M-40	80	6A	GG	356,51	353,71	—	54	69	135	314	28	70	18,50	<b>311,00</b>
90-14M-40	90	6A	GG	401,07	398,28	—	54	69	135	358	28	70	20,00	<b>350,00</b>
112-14M-40*	112	6A	GG	499,11	496,32	—	54	69	135	456	28	70	26,70	<b>430,00</b>
144-14M-40*	144	6A	GG	641,71	638,92	—	54	69	135	600	28	70	35,00	<b>642,00</b>
168-14M-40*	168	6A	GG	748,66	745,87	—	54	69	135	706	28	70	44,20	<b>844,00</b>
192-14M-40*	192	6A	GG	855,62	852,82	—	54	69	135	813	28	70	52,20	<b>1.082,00</b>
216-14M-40*	216	6A	GG	962,57	959,77	—	54	69	150	920	28	80	60,00	<b>1.249,00</b>

**Type 14M – Teilung Pitch 14 mm für Riemenbreite for belt width 55 mm**

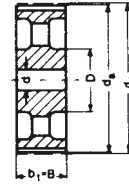
28-14M-55	28	6F	GG	124,78	122,12	127	70	85	100	—	24	60	5,60	<b>120,00</b>
29-14M-55	29	6F	GG	129,23	126,57	138	70	85	100	—	24	60	6,10	<b>126,00</b>
30-14M-55	30	6F	GG	133,69	130,99	138	70	85	100	—	24	60	6,60	<b>131,00</b>
32-14M-55	32	6F	GG	142,60	139,88	154	70	85	100	—	24	70	7,60	<b>140,00</b>
34-14M-55	34	6F	GG	151,52	148,79	160	70	85	100	—	24	70	8,60	<b>149,00</b>
36-14M-55	36	6F	GG	160,43	157,68	168	70	85	100	—	24	70	9,60	<b>164,00</b>
38-14M-55	38	6F	GG	169,34	166,60	183	70	85	120	—	24	70	10,80	<b>176,00</b>
40-14M-55	40	6F	GG	178,25	175,49	188	70	85	120	—	24	70	11,20	<b>190,00</b>
44-14M-55	44	6F	GG	196,08	193,28	211	70	85	120	—	24	70	12,50	<b>207,00</b>
48-14M-55	48	10WF	GG	213,90	211,11	226	70	70	135	172	24	70	13,70	<b>249,00</b>
56-14M-55	56	10WF	GG	249,55	246,76	256	70	70	135	207	28	70	14,50	<b>282,00</b>
64-14M-55	64	10WF	GG	285,21	282,41	296	70	70	135	242	28	70	15,60	<b>332,00</b>
72-14M-55	72	10A	GG	320,86	318,06	—	70	70	135	278	28	70	18,50	<b>341,00</b>
80-14M-55	80	10A	GG	356,51	353,71	—	70	70	135	314	28	70	20,00	<b>372,00</b>
90-14M-55	90	10A	GG	401,07	398,28	—	70	70	135	358	28	70	22,60	<b>421,00</b>
112-14M-55*	112	10A	GG	499,11	496,32	—	70	70	135	456	28	70	29,50	<b>519,00</b>
144-14M-55*	144	10A	GG	641,71	638,92	—	70	70	135	600	28	70	39,00	<b>780,00</b>
168-14M-55*	168	10A	GG	748,66	745,87	—	70	70	135	706	28	70	48,50	<b>1.013,00</b>
192-14M-55*	192	10A	GG	855,62	852,82	—	70	70	135	813	28	70	57,80	<b>1.209,00</b>
216-14M-55*	216	10A	GG	962,57	959,77	—	70	70	150	920	28	80	67,00	<b>1.475,00</b>



Ausf. Type 6F



Ausf. Type 10WF



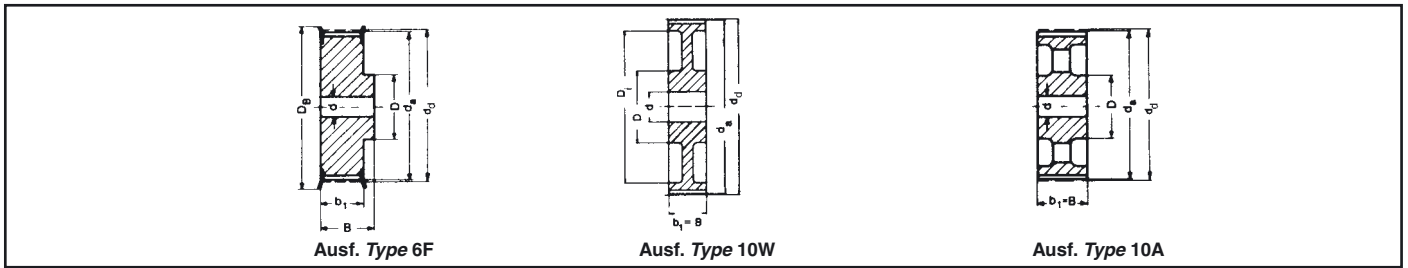
Ausf. Type 10A

**Type 14M – Teilung Pitch 14 mm für Riemenbreite for belt width 85 mm**

Bezeichnung Part No.	Anzahl der Zähne No. of teeth	Aus- führung Type	Material	d <sub>d</sub> (mm)	d <sub>a</sub> (mm)	D <sub>B</sub> (mm)	b <sub>1</sub> (mm)	B (mm)	D (mm)	D <sub>i</sub> (mm)	Vor- bohrung Pilot bore d (mm)	Fertig- bohrung Finished bore d <sub>max</sub> (mm)	Gewicht Weight (= kg)	€ Stück each
28-14M-85	28	6F	GG	124,78	122,12	127	102	117	100	—	24	60	7,70	147,00
29-14M-85	29	6F	GG	129,23	126,57	138	102	117	100	—	24	60	8,40	156,00
30-14M-85	30	6F	GG	133,69	130,99	138	102	117	100	—	24	60	9,10	160,00
32-14M-85	32	6F	GG	142,60	139,88	154	102	117	100	—	24	60	10,50	178,00
34-14M-85	34	6F	GG	151,52	148,79	160	102	117	100	—	24	70	11,90	200,00
36-14M-85	36	6F	GG	160,43	157,68	168	102	117	100	—	32	70	13,20	218,00
38-14M-85	38	6F	GG	169,34	166,60	183	102	117	120	—	32	70	15,15	236,00
40-14M-85	40	6F	GG	178,25	175,49	188	102	117	135	—	32	70	17,10	254,00
44-14M-85	44	6F	GG	196,08	193,28	211	102	117	135	—	32	70	23,30	293,00
48-14M-85	48	6F	GG	213,90	211,11	226	102	117	150	—	32	80	25,00	331,00
56-14M-85	56	10WF	GG	249,55	246,76	256	102	102	150	207	32	80	25,00	386,00
64-14M-85	64	10WF	GG	285,21	282,41	296	102	102	150	242	32	80	28,20	449,00
72-14M-85	72	10A	GG	320,86	318,06	—	102	102	150	278	32	80	28,80	461,00
80-14M-85	80	10A	GG	356,51	353,71	—	102	102	150	314	32	80	30,10	507,00
90-14M-85	90	10A	GG	401,07	398,28	—	102	102	150	358	32	80	33,00	565,00
112-14M-85*	112	10A	GG	499,11	496,32	—	102	102	150	456	32	80	41,80	695,00
144-14M-85*	144	10A	GG	641,71	638,92	—	102	102	150	600	32	80	52,40	994,00
168-14M-85*	168	10A	GG	748,66	745,87	—	102	102	150	706	32	80	60,30	1.327,00
192-14M-85*	192	10A	GG	855,62	852,82	—	102	102	165	813	32	90	70,20	1.579,00
216-14M-85*	216	10A	GG	962,57	959,77	—	102	102	165	920	32	90	81,00	1.943,00

**Type 14M – Teilung Pitch 14 mm für Riemenbreite for belt width 115 mm**

28-14M-115	28	6F	GG	124,78	122,12	127	133	148	100	—	32	60	9,20	185,00
29-14M-115	29	6F	GG	129,23	126,57	138	133	148	100	—	32	60	10,20	199,00
30-14M-115	30	6F	GG	133,69	130,99	138	133	148	100	—	32	60	11,20	207,00
32-14M-115	32	6F	GG	142,60	139,88	154	133	148	100	—	32	60	13,20	224,00
34-14M-115	34	6F	GG	151,52	148,79	160	133	148	100	—	32	70	14,80	254,00
36-14M-115	36	6F	GG	160,43	157,68	168	133	148	120	—	32	70	16,60	283,00
38-14M-115	38	6F	GG	169,34	166,60	183	133	148	120	—	32	70	19,20	303,00
40-14M-115	40	6F	GG	178,25	175,49	188	133	148	135	—	32	70	22,10	320,00
44-14M-115	44	6F	GG	196,08	193,28	211	133	148	140	—	32	80	28,00	372,00
48-14M-115	48	6F	GG	213,90	211,11	226	133	148	150	—	32	80	35,00	413,00
56-14M-115	56	6F	GG	249,55	246,76	256	133	148	150	—	32	80	44,20	501,00
64-14M-115	64	10WF	GG	285,21	282,41	296	133	133	150	242	32	80	36,80	570,00
72-14M-115	72	10A	GG	320,86	318,06	—	133	133	150	278	32	80	36,10	624,00
80-14M-115	80	10A	GG	356,51	353,71	—	133	133	150	314	32	80	38,60	695,00
90-14M-115	90	10A	GG	401,07	398,28	—	133	133	150	358	32	80	41,00	788,00
112-14M-115*	112	10A	GG	499,11	496,32	—	133	133	150	456	32	80	54,40	952,00
144-14M-115*	144	10A	GG	641,71	638,92	—	133	133	165	600	32	90	67,80	1.423,00
168-14M-115*	168	10A	GG	748,66	745,87	—	133	133	165	706	32	90	75,80	1.639,00
192-14M-115*	192	10A	GG	855,62	852,82	—	133	133	165	813	32	90	88,30	1.931,00
216-14M-115*	216	10A	GG	962,57	959,77	—	133	133	165	920	32	90	98,00	2.274,00

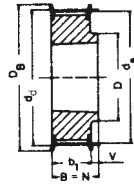


**Type 14M – Teilung Pitch 14 mm für Riemenbreite for belt width 170 mm**

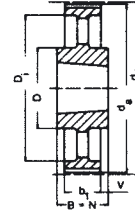
Bezeichnung Part No.	Anzahl der Zähne No. of teeth	Aus- führung Type	Material	d <sub>g</sub> (mm)	d <sub>a</sub> (mm)	D <sub>B</sub> (mm)	b <sub>1</sub> (mm)	B (mm)	D (mm)	D <sub>i</sub> (mm)	Vor- bohrung Pilot bore d (mm)	Fertig- bohrung Finished bore d <sub>max</sub> (mm)	Gewicht Weight (= kg)	€ Stück each
28-14M-170*	28	6F	GG	124,78	122,12	127	187	202	100	—	32	60	13,80	<b>238,00</b>
29-14M-170*	29	6F	GG	129,23	126,57	138	187	202	100	—	32	60	14,20	<b>268,00</b>
30-14M-170*	30	6F	GG	133,69	130,99	138	187	202	100	—	32	60	15,60	<b>273,00</b>
32-14M-170*	32	6F	GG	142,60	139,88	154	187	202	100	—	32	60	18,10	<b>308,00</b>
34-14M-170*	34	6F	GG	151,52	148,79	160	187	202	100	—	32	60	20,40	<b>364,00</b>
36-14M-170*	36	6F	GG	160,43	157,68	168	187	202	120	—	32	70	23,50	<b>401,00</b>
38-14M-170*	38	6F	GG	169,34	166,60	183	187	202	135	—	32	70	26,50	<b>421,00</b>
40-14M-170*	40	6F	GG	178,25	175,49	188	187	202	140	—	32	85	30,10	<b>449,00</b>
44-14M-170*	44	6F	GG	196,08	193,28	211	187	202	160	—	32	85	37,80	<b>491,00</b>
48-14M-170*	48	6F	GG	213,90	211,11	226	187	202	160	—	32	85	44,50	<b>589,00</b>
56-14M-170*	56	6F	GG	249,55	246,76	256	187	202	160	—	32	85	61,00	<b>734,00</b>
64-14M-170*	64	6F	GG	285,21	282,41	296	187	202	180	—	32	100	81,00	<b>806,00</b>
72-14M-170*	72	10W	GG	320,86	318,06	—	187	187	180	278	32	100	61,40	<b>857,00</b>
80-14M-170*	80	10W	GG	356,51	353,71	—	187	187	180	314	32	100	65,00	<b>1.064,00</b>
90-14M-170*	90	10A	GG	401,07	398,28	—	187	187	180	358	38	100	68,00	<b>1.188,00</b>
112-14M-170*	112	10A	GG	499,11	496,32	—	187	187	200	456	38	110	87,50	<b>1.442,00</b>
144-14M-170*	144	10A	GG	641,71	638,92	—	187	187	220	600	38	120	114,80	<b>1.813,00</b>
168-14M-170*	168	10A	GG	748,66	745,87	—	187	187	220	706	38	120	125,00	<b>2.159,00</b>
192-14M-170*	192	10A	GG	855,62	852,82	—	187	187	220	813	38	120	136,40	<b>2.376,00</b>
216-14M-170*	216	10A	GG	962,57	959,77	—	187	187	220	920	38	120	147,00	<b>3.006,00</b>

**HTD®-Zahnscheiben Type 20M auf Anfrage**  
**HTD® pulleys type 20M on request**





Ausf. Type 8F



Ausf. Type 7A

**Type 5M – Teilung Pitch 5 mm für Riemenbreite for belt width 15 mm**

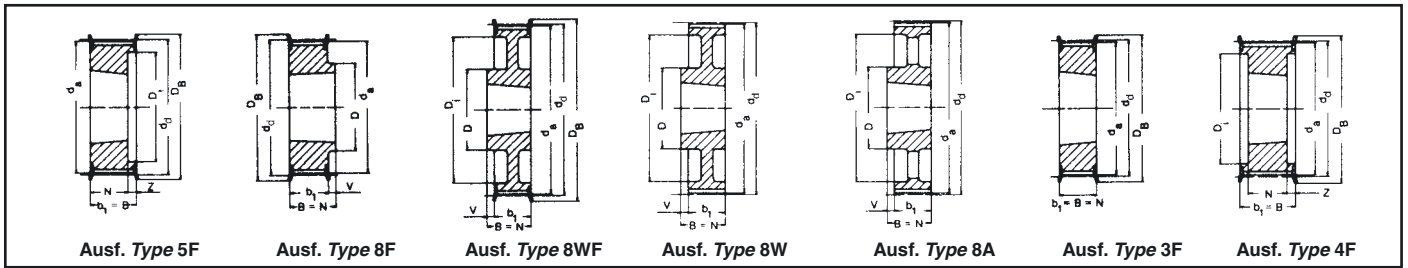
Bezeichnung Part No.	Anzahl der Zähne No. of teeth	Aus- führung Type	Material	d <sub>d</sub> (mm)	d <sub>a</sub> (mm)	D <sub>B</sub> (mm)	b <sub>1</sub> (mm)	B (mm)	N (mm)	V (mm)	Z (mm)	D (mm)	D <sub>i</sub> (mm)	Taper- Buchse Taper bush	Gewicht ohne Buchse Weight without bush (= kg)	€ Stück ohne Buchse each without bush
TB 34-5M-15	34	8F	St	54,11	52,97	57,0	20,5	22	22	1,5	—	43	—	1008	0,190	<b>36,40</b>
TB 36-5M-15	36	8F	St	57,30	56,16	60,0	20,5	22	22	1,5	—	44	—	1108	0,200	<b>37,50</b>
TB 38-5M-15	38	8F	St	69,48	59,34	66,0	20,5	22	22	1,5	—	48	—	1108	0,250	<b>40,10</b>
TB 40-5M-15	40	8F	St	63,66	62,52	71,0	20,5	22	22	1,5	—	52	—	1108	0,310	<b>43,20</b>
TB 44-5M-15	44	8F	St	70,03	68,89	75,0	20,5	22	22	1,5	—	54	—	1108	0,400	<b>46,90</b>
TB 48-5M-15	48	8F	St	76,39	75,25	83,0	20,5	25	25	4,5	—	64	—	1210	0,450	<b>53,40</b>
TB 56-5M-15	56	8F	GG	89,13	87,99	93,0	20,5	25	25	4,5	—	70	—	1210	0,670	<b>58,30</b>
TB 64-5M-15	64	8F	GG	101,86	100,72	106,0	20,5	25	25	4,5	—	78	—	1210	0,960	<b>67,40</b>
TB 72-5M-15	72	8F	GG	114,59	113,45	119,0	20,5	25	25	4,5	—	90	—	1610	1,190	<b>71,30</b>
TB 80-5M-15	80	8F	GG	127,32	126,18	135,0	20,5	25	25	4,5	—	92	—	1610	1,570	<b>76,90</b>
TB 90-5M-15	90	7A	GG	143,24	142,10	—	20,5	25	25	2,3	—	92	—	1610	1,147	<b>79,50</b>
TB 112-5M-15	112	7A	GG	178,25	177,11	—	20,5	25	25	2,3	—	92	—	1610	1,940	<b>92,00</b>
TB 136-5M-15	136	7A	GG	216,45	215,31	—	20,5	32	32	5,8	—	106	—	2012	3,060	<b>111,00</b>
TB 150-5M-15	150	7A	GG	238,73	237,59	—	20,5	32	32	5,8	—	106	—	2012	3,900	<b>137,00</b>

Taper-Buchse Taper bush	1008	1108	1210	1610	2012
Bohrung d <sub>2</sub> (mm) von ... bis ... Bore d <sub>2</sub> (mm) from ... to ...	10-25	10-28	11-32	14-42	14-50
€/Stück each	<b>7,20</b>	<b>8,30</b>	<b>10,90</b>	<b>13,00</b>	<b>15,90</b>

GG = Grauguss Cast iron  
St = Stahl Steel

Fertigungstechnische Änderungen vorbehalten.  
We reserve the right to make technical changes.

Bohrungsdurchmesser d<sub>2</sub> siehe Seite 3.  
Bore diameters d<sub>2</sub> see page 3.



**Type 8M – Teilung Pitch 8 mm für Riemenbreite for belt width 20 mm**

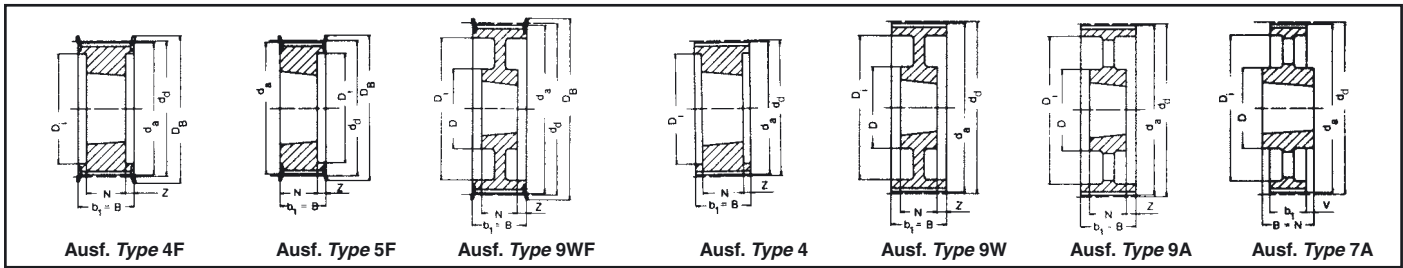
Bezeichnung Part No.	Anzahl der Zähne No. of teeth	Aus- führung Type	Mate- rial	d <sub>d</sub> (mm)	d <sub>a</sub> (mm)	D <sub>B</sub> (mm)	b <sub>1</sub> (mm)	B (mm)	N (mm)	V (mm)	Z (mm)	D (mm)	D <sub>i</sub> (mm)	Taper- Buchse Taper bush	Gewicht ohne Buchse Weight without bush (= kg)	€ Stück ohne Buchse each without bush
TB 22-8M-20	22	5F	GG	56,02	54,65	60,0	28	28	22	—	6	—	41	1008	0,24	<b>36,70</b>
TB 24-8M-20	24	5F	GG	61,12	59,75	66,0	28	28	22	—	6	—	42	1108	0,30	<b>37,50</b>
TB 26-8M-20	26	5F	GG	66,21	64,84	71,0	28	28	22	—	6	—	46	1108	0,36	<b>39,10</b>
TB 28-8M-20	28	5F	GG	71,30	69,93	75,0	28	28	22	—	6	—	50	1108	0,44	<b>39,40</b>
TB 30-8M-20	30	5F	GG	76,39	75,02	83,0	28	28	22	—	6	—	58	1108	0,53	<b>41,00</b>
TB 32-8M-20	32	5F	GG	81,49	80,12	87,0	28	28	25	—	3	—	62	1610	0,42	<b>42,00</b>
TB 34-8M-20	34	5F	GG	86,58	85,22	91,0	28	28	25	—	3	—	65	1610	0,55	<b>44,70</b>
TB 36-8M-20	36	5F	GG	91,67	90,30	98,5	28	28	25	—	3	—	68	1610	0,68	<b>46,60</b>
TB 38-8M-20	38	5F	GG	96,77	95,39	103,0	28	28	25	—	3	—	72	1610	0,80	<b>48,80</b>
TB 40-8M-20	40	5F	GG	101,86	100,49	106,0	28	28	25	—	3	—	76	1610	1,00	<b>53,00</b>
TB 44-8M-20	44	8F	GG	112,05	110,67	119,0	28	32	32	4	—	93	—	2012	1,20	<b>59,50</b>
TB 48-8M-20	48	8F	GG	122,23	120,86	127,0	28	32	32	4	—	96	—	2012	1,60	<b>67,40</b>
TB 56-8M-20	56	8F	GG	142,60	141,23	148,0	28	32	32	4	—	110	—	2012	2,40	<b>79,80</b>
TB 64-8M-20	64	8WF	GG	162,97	161,60	168,0	28	32	32	4	—	110	137	2012	2,70	<b>99,20</b>
TB 72-8M-20	72	8WF	GG	183,35	181,97	192,0	28	32	32	4	—	110	158	2012	3,30	<b>117,00</b>
TB 80-8M-20	80	8W	GG	203,72	202,35	—	28	32	32	4	—	110	180	2012	3,50	<b>132,00</b>
TB 90-8M-20	90	8A	GG	229,18	227,81	—	28	32	32	4	—	110	204	2012	3,65	<b>147,00</b>

**Type 8M – Teilung Pitch 8 mm für Riemenbreite for belt width 30 mm**

TB 22-8M-30	22	5F	GG	56,02	54,65	60,0	38	38	22	—	16	—	41	1008	0,29	<b>41,00</b>
TB 24-8M-30	24	5F	GG	61,12	59,75	66,0	38	38	22	—	16	—	42	1108	0,38	<b>41,60</b>
TB 26-8M-30	26	5F	GG	66,21	64,84	71,0	38	38	22	—	16	—	46	1108	0,45	<b>43,50</b>
TB 28-8M-30	28	5F	St	71,30	69,93	75,0	38	38	25	—	13	—	50	1210	0,50	<b>45,00</b>
TB 30-8M-30	30	3F	St	76,39	75,02	83,0	38	38	38	—	—	—	—	1615	0,45	<b>46,30</b>
TB 32-8M-30	32	3F	GG	81,49	80,12	87,0	38	38	38	—	—	—	—	1615	0,59	<b>47,30</b>
TB 34-8M-30	34	3F	GG	86,58	85,22	91,0	38	38	38	—	—	—	—	1615	0,77	<b>50,10</b>
TB 36-8M-30	36	3F	GG	91,67	90,30	98,5	38	38	38	—	—	—	—	1615	0,96	<b>51,90</b>
TB 38-8M-30	38	3F	GG	96,77	95,39	103,0	38	38	38	—	—	—	—	1615	1,15	<b>56,30</b>
TB 40-8M-30	40	3F	GG	101,86	100,49	106,0	38	38	38	—	—	—	—	1615	1,34	<b>59,50</b>
TB 44-8M-30	44	4F	GG	112,05	110,67	119,0	38	38	32	—	3	—	91	2012	1,33	<b>68,10</b>
TB 48-8M-30	48	4F	GG	122,23	120,86	127,0	38	38	32	—	3	—	95	2012	1,78	<b>76,10</b>
TB 56-8M-30	56	4F	GG	142,60	141,23	148,0	38	38	32	—	3	—	117	2012	3,76	<b>93,80</b>
TB 64-8M-30	64	8F	GG	162,97	161,60	168,0	38	45	45	7	—	125	—	2517	4,20	<b>112,00</b>
TB 72-8M-30	72	8WF	GG	183,35	181,97	192,0	38	45	45	7	—	125	158	2517	4,30	<b>137,00</b>
TB 80-8M-30	80	8W	GG	203,72	202,35	—	38	45	45	7	—	125	180	2517	4,60	<b>150,00</b>
TB 90-8M-30	90	8A	GG	229,18	227,81	—	38	45	45	7	—	125	204	2517	5,00	<b>175,00</b>
TB 112-8M-30	112	8A	GG	285,21	283,83	—	38	45	45	7	—	125	260	2517	6,20	<b>211,00</b>
TB 144-8M-30	144	8A	GG	366,69	365,32	—	38	45	45	7	—	125	341	2517	9,00	<b>278,00</b>

Taper-Buchse Taper bush	1008	1108	1210	1610	1615	2012	2517
Bohrung d <sub>2</sub> (mm) von ... bis ... Bore d <sub>2</sub> (mm) from ... to ...	10-25	10-28	11-32	14-42	14-42	14-50	16-60
€/Stück each	<b>7,20</b>	<b>8,30</b>	<b>10,90</b>	<b>13,00</b>	<b>13,60</b>	<b>15,90</b>	<b>20,00</b>

St = Stahl Steel – GG = Grauguss Cast iron  
 Fertigungstechnische Änderungen vorbehalten.  
 We reserve the right to make technical changes.  
 Bohrungsdurchmesser d<sub>2</sub> siehe Seite 3.  
 Bore diameters d<sub>2</sub> see page 3.



**Type 8M – Teilung Pitch 8 mm für Riemenbreite for belt width 50 mm**

Bezeichnung Part No.	Anzahl der Zähne No. of teeth	Aus- führung Type	Material	d <sub>d</sub> (mm)	d <sub>a</sub> (mm)	D <sub>B</sub> (mm)	b <sub>1</sub> (mm)	B (mm)	N (mm)	V (mm)	Z (mm)	D (mm)	D <sub>i</sub> (mm)	Taper- Buchse Taper bush	Gewicht ohne Buchse Weight without bush (= kg)	€ Stück ohne Buchse each without bush
TB 28-8M-50	28	5F	St	71,30	69,93	75,0	60	60	25	—	35,0	—	50	1210	0,60	<b>52,60</b>
TB 30-8M-50	30	5F	St	76,39	75,02	83,0	60	60	38	—	22,0	—	58	1615	0,65	<b>56,30</b>
TB 32-8M-50	32	5F	GG	81,49	80,12	87,0	60	60	38	—	22,0	—	62	1615	0,82	<b>60,20</b>
TB 34-8M-50	34	5F	GG	86,58	85,22	91,0	60	60	38	—	22,0	—	65	1615	1,06	<b>64,40</b>
TB 36-8M-50	36	5F	GG	91,67	90,30	98,5	60	60	38	—	22,0	—	68	1615	1,30	<b>68,90</b>
TB 38-8M-50	38	5F	GG	96,77	95,39	103,0	60	60	38	—	22,0	—	72	1615	1,60	<b>74,20</b>
TB 40-8M-50	40	4F	GG	101,86	100,49	106,0	60	60	32	—	14,0	—	82	2012	1,71	<b>78,00</b>
TB 44-8M-50	44	4F	GG	112,05	110,67	119,0	60	60	32	—	14,0	—	91	2012	1,78	<b>89,80</b>
TB 48-8M-50	48	4F	GG	122,23	120,86	127,0	60	60	32	—	14,0	—	95	2012	2,30	<b>99,20</b>
TB 56-8M-50	56	4F	GG	142,60	141,23	148,0	60	60	45	—	7,5	—	116	2517	3,40	<b>120,00</b>
TB 64-8M-50	64	4F	GG	162,97	161,60	168,0	60	60	45	—	7,5	—	137	2517	5,00	<b>143,00</b>
TB 72-8M-50	72	9WF	GG	183,35	181,97	192,0	60	60	45	—	7,5	125	158	2517	6,70	<b>167,00</b>
TB 80-8M-50	80	4	GG	203,72	202,35	—	60	60	51	—	4,5	—	180	3020	8,80	<b>200,00</b>
TB 90-8M-50	90	9W	GG	229,18	227,81	—	60	60	51	—	4,5	170	204	3020	10,00	<b>227,00</b>
TB 112-8M-50	112	9W	GG	285,21	283,83	—	60	60	51	—	4,5	170	260	3020	12,00	<b>289,00</b>
TB 144-8M-50	144	9A	GG	366,69	365,32	—	60	60	51	—	4,5	170	341	3020	15,20	<b>391,00</b>
TB 168-8M-50	168	7A	GG	427,81	426,44	—	60	65	65	—	2,5	170	402	3525	16,40	<b>515,00</b>
TB 192-8M-50	192	7A	GG	488,92	487,55	—	60	65	65	—	2,5	170	460	3525	21,80	<b>624,00</b>

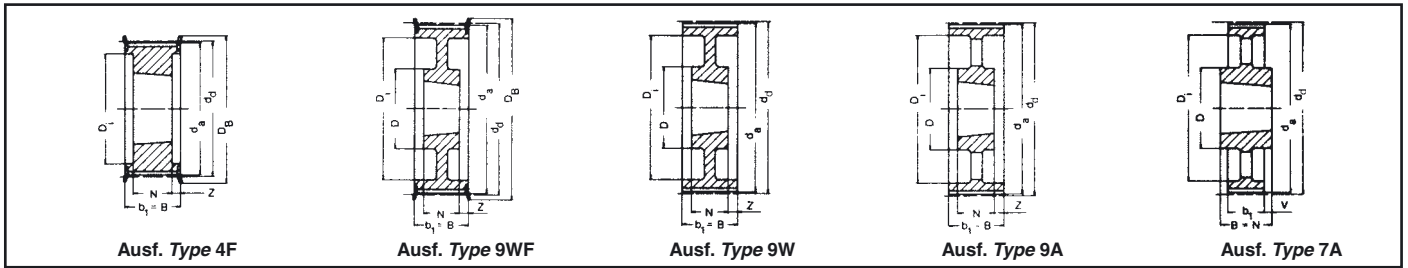
**Type 8M – Teilung Pitch 8 mm für Riemenbreite for belt width 85 mm**

TB 34-8M-85	34	4F	GG	86,58	85,22	91,0	95	95	38	—	28,5	—	65	1615	1,43	<b>86,00</b>
TB 36-8M-85	36	4F	GG	91,67	90,30	98,5	95	95	38	—	28,5	—	68	1615	1,87	<b>93,80</b>
TB 38-8M-85	38	4F	GG	96,77	95,39	103,0	95	95	38	—	28,5	—	72	1615	2,20	<b>99,20</b>
TB 40-8M-85	40	4F	GG	101,86	100,49	106,0	95	95	32	—	31,5	—	82	2012	1,78	<b>106,00</b>
TB 44-8M-85	44	4F	GG	112,05	110,67	119,0	95	95	32	—	31,5	—	91	2012	2,30	<b>117,00</b>
TB 48-8M-85	48	4F	GG	122,23	120,86	127,0	95	95	45	—	25,0	—	100	2517	2,66	<b>132,00</b>
TB 56-8M-85	56	4F	GG	142,60	141,23	148,0	95	95	45	—	25,0	—	117	2517	4,45	<b>162,00</b>
TB 64-8M-85	64	4F	GG	162,97	161,60	168,0	95	95	45	—	25,0	—	137	2517	6,20	<b>195,00</b>
TB 72-8M-85	72	4F	GG	183,35	181,97	192,0	95	95	51	—	22,0	—	158	3020	8,00	<b>235,00</b>
TB 80-8M-85	80	4	GG	203,72	202,35	—	95	95	51	—	22,0	—	180	3020	10,00	<b>254,00</b>
TB 90-8M-85	90	9W	GG	229,18	227,81	—	95	95	51	—	22,0	170	204	3020	10,80	<b>296,00</b>
TB 112-8M-85	112	9W	GG	285,21	283,83	—	95	95	51	—	22,0	170	260	3020	15,00	<b>382,00</b>
TB 144-8M-85	144	9A	GG	366,69	365,32	—	95	95	76	—	15,0	170	341	3525	20,00	<b>543,00</b>
TB 168-8M-85	168	9A	GG	427,81	426,44	—	95	95	76	—	15,0	170	402	3525	23,00	<b>689,00</b>
TB 192-8M-85	192	9A	GG	488,92	487,55	—	95	95	76	—	15,0	170	460	3525	28,50	<b>783,00</b>

Taper-Buchse Taper bush	1210	1615	2012	2517	3020	3525
Bohrung d <sub>2</sub> (mm) von ... bis ... Bore d <sub>2</sub> (mm) from ... to ...	11-32	14-42	14-50	16-60	25-75	35-90
€/Stück each	<b>10,90</b>	<b>13,60</b>	<b>15,90</b>	<b>20,00</b>	<b>25,90</b>	<b>69,00</b>

St = Stahl *Steel* – GG = Grauguss *Cast iron*  
 Fertigungstechnische Änderungen vorbehalten.  
 We reserve the right to make technical changes.

Bohrungsdurchmesser d<sub>2</sub> siehe Seite 3.  
 Bore diameters d<sub>2</sub> see page 3.



**Type 14M – Teilung Pitch 14 mm für Riemenbreite for belt width 40 mm**

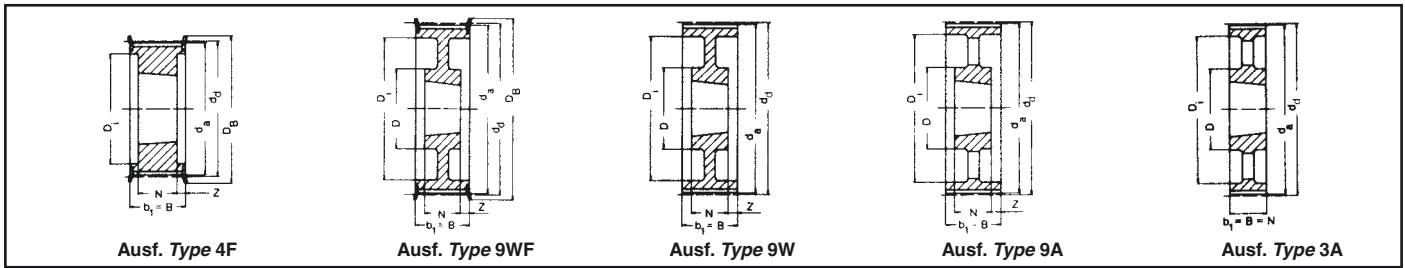
Bezeichnung Part No.	Anzahl der Zähne No. of teeth	Ausführung Type	Material	d <sub>d</sub> (mm)	d <sub>a</sub> (mm)	D <sub>B</sub> (mm)	b <sub>1</sub> (mm)	B (mm)	N (mm)	V (mm)	Z (mm)	D (mm)	D <sub>i</sub> (mm)	Taper-Buchse Taper bush	Gewicht ohne Buchse Weight without bush (= kg)	€ Stück ohne Buchse each without bush
TB 28-14M-40	28	4F	GG	124,78	122,12	127	54	54	32	—	11,0	—	98	2012	2,00	120,00
TB 29-14M-40	29	4F	GG	129,23	126,57	138	54	54	32	—	11,0	—	100	2012	2,38	124,00
TB 30-14M-40	30	4F	GG	133,69	130,99	138	54	54	32	—	11,0	—	100	2012	2,65	132,00
TB 32-14M-40	32	4F	GG	142,60	139,88	154	54	54	32	—	11,0	—	104	2012	3,40	140,00
TB 34-14M-40	34	4F	GG	151,52	148,79	160	54	54	45	—	4,5	—	110	2517	3,87	147,00
TB 36-14M-40	36	4F	GG	160,43	157,68	168	54	54	45	—	4,5	—	120	2517	4,80	164,00
TB 38-14M-40	38	4F	GG	169,34	166,60	183	54	54	45	—	4,5	—	130	2517	5,40	172,00
TB 40-14M-40	40	4F	GG	178,25	175,49	188	54	54	45	—	4,5	—	138	2517	6,00	185,00
TB 44-14M-40	44	4F	GG	196,08	193,28	211	54	54	51	—	1,5	—	155	3020	7,80	201,00
TB 48-14M-40	48	4F	GG	213,90	211,11	226	54	54	51	—	1,5	—	170	3020	9,40	249,00
TB 56-14M-40	56	9WF	GG	249,55	246,76	256	54	54	51	—	1,5	170	208	3020	10,80	278,00
TB 64-14M-40	64	9WF	GG	285,21	282,41	296	54	54	51	—	1,5	170	242	3020	13,40	293,00
TB 72-14M-40	72	9W	GG	320,86	318,06	—	54	54	51	—	1,5	170	280	3020	15,20	350,00
TB 80-14M-40	80	9A	GG	356,51	353,71	—	54	54	51	—	1,5	170	315	3020	16,00	391,00
TB 90-14M-40	90	9A	GG	401,07	398,28	—	54	54	51	—	1,5	170	360	3020	17,80	468,00
TB 112-14M-40	112	9A	GG	499,11	496,32	—	54	54	51	—	1,5	170	457	3020	25,60	565,00
TB 144-14M-40	144	9A	GG	641,71	638,92	—	54	54	51	—	1,5	170	600	3020	32,00	859,00
TB 168-14M-40	168	9A	GG	748,66	745,87	—	54	54	51	—	1,5	170	706	3020	44,00	916,00
TB 192-14M-40	192	9A	GG	855,62	852,82	—	54	54	51	—	1,5	170	813	3020	49,00	1.122,00
TB 216-14M-40	216	9A	GG	962,57	959,77	—	54	54	51	—	1,5	170	920	3020	55,00	1.431,00

**Type 14M – Teilung Pitch 14 mm für Riemenbreite for belt width 55 mm**

TB 28-14M-55	28	4F	GG	124,78	122,12	127	70	70	32	—	19,0	—	98	2012	2,20	137,00
TB 29-14M-55	29	4F	GG	129,23	126,57	138	70	70	32	—	19,0	—	100	2012	2,74	140,00
TB 30-14M-55	30	4F	GG	133,69	130,99	138	70	70	45	—	12,5	—	100	2517	2,70	147,00
TB 32-14M-55	32	4F	GG	142,60	139,88	154	70	70	45	—	12,5	—	108	2517	3,66	167,00
TB 34-14M-55	34	4F	GG	151,52	148,79	160	70	70	45	—	12,5	—	110	2517	4,55	183,00
TB 36-14M-55	36	4F	GG	160,43	157,68	168	70	70	45	—	12,5	—	120	2517	5,20	195,00
TB 38-14M-55	38	4F	GG	169,34	166,60	183	70	70	45	—	12,5	—	130	2517	6,20	207,00
TB 40-14M-55	40	4F	GG	178,25	175,49	188	70	70	45	—	12,5	—	138	2517	7,00	218,00
TB 44-14M-55	44	4F	GG	196,08	193,28	211	70	70	51	—	9,5	—	155	3020	8,60	247,00
TB 48-14M-55	48	4F	GG	213,90	211,11	226	70	70	51	—	9,5	—	170	3020	10,40	282,00
TB 56-14M-55	56	9WF	GG	249,55	246,76	256	70	70	51	—	9,5	170	208	3020	12,00	336,00
TB 64-14M-55	64	9WF	GG	285,21	282,41	296	70	70	51	—	9,5	170	242	3020	14,50	367,00
TB 72-14M-55	72	9W	GG	320,86	318,06	—	70	70	51	—	9,5	170	280	3020	16,20	397,00
TB 80-14M-55	80	9A	GG	356,51	353,71	—	70	70	51	—	9,5	170	315	3020	17,50	430,00
TB 90-14M-55	90	9A	GG	401,07	398,28	—	70	70	51	—	9,5	170	360	3020	20,10	488,00
TB 112-14M-55	112	9A	GG	499,11	496,32	—	70	70	51	—	9,5	170	457	3020	28,40	624,00
TB 144-14M-55	144	9A	GG	641,71	638,92	—	70	70	51	—	9,5	170	600	3020	36,20	905,00
TB 168-14M-55	168	9A	GG	748,66	745,87	—	70	70	51	—	9,5	170	706	3020	49,00	1.170,00
TB 192-14M-55	192	9A	GG	855,62	852,82	—	70	70	51	—	9,5	170	813	3020	53,00	1.346,00
TB 216-14M-55	216	7A	GG	962,57	959,77	—	70	89	89	9,5	—	190	920	3535	65,80	1.700,00

Taper-Buchse Taper bush	2012	2517	3020	3535
Bohrung d <sub>2</sub> (mm) von ... bis ... Bore d <sub>2</sub> (mm) from ... to ...	14-50	16-60	25-75	35-90
€/Stück each	15,90	20,00	25,90	65,40

GG = Grauguss Cast iron  
Fertigungstechnische Änderungen vorbehalten.  
We reserve the right to make technical changes.  
Bohrungsdurchmesser d<sub>2</sub> siehe Seite 3.  
Bore diameters d<sub>2</sub> see page 3.



**Type 14M – Teilung Pitch 14 mm für Riemenbreite for belt width 85 mm**

Bezeichnung Part No.	Anzahl der Zähne No. of teeth	Aus- führung Type	Material	d <sub>d</sub> (mm)	d <sub>a</sub> (mm)	D <sub>B</sub> (mm)	b <sub>1</sub> (mm)	B (mm)	N (mm)	V (mm)	Z (mm)	D (mm)	D <sub>i</sub> (mm)	Taper- Buchse Taper bush	Gewicht ohne Buchse Weight without bush (= kg)	€ Stück ohne Buchse each without bush
TB 28-14M-85	28	4F	GG	124,78	122,12	127	102	102	45	—	28,5	—	98	2517	2,70	172,00
TB 29-14M-85	29	4F	GG	129,23	126,57	138	102	102	45	—	28,5	—	100	2517	3,40	177,00
TB 30-14M-85	30	4F	GG	133,69	130,99	138	102	102	45	—	28,5	—	100	2517	3,75	186,00
TB 32-14M-85	32	4F	GG	142,60	139,88	154	102	102	45	—	28,5	—	108	2517	4,80	207,00
TB 34-14M-85	34	4F	GG	151,52	148,79	160	102	102	45	—	28,5	—	110	2517	6,00	235,00
TB 36-14M-85	36	4F	GG	160,43	157,68	168	102	102	51	—	25,5	—	120	3020	5,80	247,00
TB 38-14M-85	38	4F	GG	169,34	166,60	183	102	102	51	—	25,5	—	130	3020	6,80	254,00
TB 40-14M-85	40	4F	GG	178,25	175,49	188	102	102	51	—	25,5	—	138	3020	8,00	273,00
TB 44-14M-85	44	4F	GG	196,08	193,28	211	102	102	76	—	13,0	—	155	3030	11,80	324,00
TB 48-14M-85	48	4F	GG	213,90	211,11	226	102	102	76	—	13,0	—	170	3030	15,10	350,00
TB 56-14M-85	56	4F	GG	249,55	246,76	256	102	102	65	—	18,5	190	210	3525	19,00	430,00
TB 64-14M-85	64	9WF	GG	285,21	282,41	296	102	102	65	—	18,5	190	242	3525	23,00	468,00
TB 72-14M-85	72	9W	GG	320,86	318,06	—	102	102	65	—	18,5	190	280	3525	25,00	507,00
TB 80-14M-85	80	9A	GG	356,51	353,71	—	102	102	65	—	18,5	190	315	3525	26,00	530,00
TB 90-14M-85	90	9A	GG	401,07	398,28	—	102	102	65	—	18,5	190	360	3525	27,80	635,00
TB 112-14M-85	112	9A	GG	499,11	496,32	—	102	102	65	—	18,5	190	457	3525	36,50	859,00
TB 144-14M-85	144	9A	GG	641,71	638,92	—	102	102	65	—	18,5	190	600	3525	48,00	1.092,00
TB 168-14M-85	168	9A	GG	748,66	745,87	—	102	102	65	—	18,5	190	706	3525	60,00	1.366,00
TB 192-14M-85	192	3A	GG	855,62	852,82	—	102	102	102	—	—	230	813	4040	86,00	1.657,00
TB 216-14M-85	216	3A	GG	962,57	959,77	—	102	102	102	—	—	230	920	4040	91,50	2.113,00

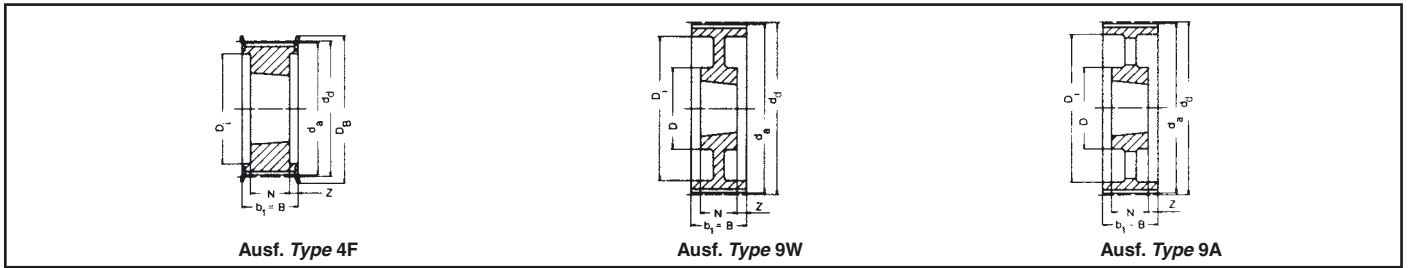
**Type 14M – Teilung Pitch 14 mm für Riemenbreite for belt width 115 mm**

TB 28-14M-115	28	4F	GG	124,78	122,12	127	133	133	45	—	44,0	—	98	2517	3,77	241,00
TB 29-14M-115	29	4F	GG	129,23	126,57	138	133	133	45	—	44,0	—	100	2517	4,00	250,00
TB 30-14M-115	30	4F	GG	133,69	130,99	138	133	133	45	—	44,0	—	100	2517	5,00	254,00
TB 32-14M-115	32	4F	GG	142,60	139,88	154	133	133	45	—	44,0	—	108	2517	6,80	273,00
TB 34-14M-115	34	4F	GG	151,52	148,79	160	133	133	45	—	44,0	—	110	2517	6,80	296,00
TB 36-14M-115	36	4F	GG	160,43	157,68	168	133	133	51	—	41,0	—	120	3020	7,00	320,00
TB 38-14M-115	38	4F	GG	169,34	166,60	183	133	133	51	—	41,0	—	130	3020	8,40	347,00
TB 40-14M-115	40	4F	GG	178,25	175,49	188	133	133	51	—	41,0	—	140	3020	9,20	358,00
TB 44-14M-115	44	4F	GG	196,08	193,28	211	133	133	76	—	28,5	—	155	3030	14,00	407,00
TB 48-14M-115	48	4F	GG	213,90	211,11	226	133	133	76	—	28,5	—	170	3030	17,10	525,00
TB 56-14M-115	56	4F	GG	249,55	246,76	256	133	133	89	—	22,0	—	210	3535	24,80	537,00
TB 64-14M-115	64	9WF	GG	285,21	282,41	296	133	133	89	—	22,0	190	242	3535	27,00	584,00
TB 72-14M-115	72	9W	GG	320,86	318,06	—	133	133	89	—	22,0	190	280	3535	29,00	630,00
TB 80-14M-115	80	9A	GG	356,51	353,71	—	133	133	89	—	22,0	190	315	3535	32,00	818,00
TB 90-14M-115	90	9A	GG	401,07	398,28	—	133	133	89	—	22,0	190	360	3535	36,50	898,00
TB 112-14M-115	112	9A	GG	499,11	496,32	—	133	133	89	—	22,0	190	457	3535	46,00	1.104,00
TB 144-14M-115	144	9A	GG	641,71	638,92	—	133	133	102	—	15,5	230	600	4040	68,00	1.383,00
TB 168-14M-115	168	9A	GG	748,66	745,87	—	133	133	102	—	15,5	230	706	4040	82,60	1.735,00
TB 192-14M-115	192	9A	GG	855,62	852,82	—	133	133	102	—	15,5	230	813	4040	96,00	2.027,00
TB 216-14M-115	216	9A	GG	962,57	959,77	—	133	133	102	—	15,5	230	920	4040	107,00	2.571,00

Taper-Buchse Taper bush	2517	3020	3030	3525	3535	4040
Bohrung d <sub>2</sub> (mm) von ... bis ... Bore d <sub>2</sub> (mm) from ... to ...	16-60	25-75	35-75	35-90	35-90	40-100
€/Stück each	20,00	25,90	34,00	69,00	65,40	92,00

GG = Grauguss Cast iron  
 Fertigungstechnische Änderungen vorbehalten.  
 We reserve the right to make technical changes.  
 Bohrungsdurchmesser d<sub>2</sub> siehe Seite 3.  
 Bore diameters d<sub>2</sub> see page 3.





Type 14M – Teilung <i>Pitch</i> 14 mm für Riemenbreite <i>for belt width</i> 170 mm																
Bezeichnung <i>Part No.</i>	Anzahl der Zähne <i>No. of teeth</i>	Aus- führung Type	Material	$d_d$ (mm)	$d_a$ (mm)	$D_B$ (mm)	$b_1$ (mm)	$B$ (mm)	$N$ (mm)	$V$ (mm)	$Z$ (mm)	$D$ (mm)	$D_i$ (mm)	Taper- Buchse <i>Taper bush</i>	Gewicht ohne Buchse <i>Weight without bush (= kg)</i>	€ Stück ohne Buchse <i>each without bush</i>
TB 38-14M-170*	38	4F	GG	169,34	166,60	183	187	187	76	—	55,5	—	130	3030	11,70	<b>504,00</b>
TB 40-14M-170*	40	4F	GG	178,25	175,49	188	187	187	76	—	55,5	—	140	3030	13,00	<b>520,00</b>
TB 44-14M-170*	44	4F	GG	196,08	193,28	211	187	187	89	—	49,0	—	155	3535	15,00	<b>562,00</b>
TB 48-14M-170*	48	4F	GG	213,90	211,11	226	187	187	89	—	49,0	—	175	3535	19,00	<b>697,00</b>
TB 56-14M-170*	56	4F	GG	249,55	246,76	256	187	187	89	—	49,0	—	210	3535	28,50	<b>727,00</b>
TB 64-14M-170*	64	4F	GG	285,21	282,41	296	187	187	102	—	42,5	—	240	4040	41,00	<b>783,00</b>
TB 72-14M-170*	72	9W	GG	320,86	318,06	—	187	187	102	—	42,5	230	280	4040	46,90	<b>854,00</b>
TB 80-14M-170*	80	9W	GG	356,51	353,71	—	187	187	102	—	42,5	230	315	4040	48,00	<b>1.089,00</b>
TB 90-14M-170*	90	9A	GG	401,07	398,28	—	187	187	102	—	42,5	230	360	4040	52,50	<b>1.214,00</b>
TB 112-14M-170*	112	9A	GG	499,11	496,32	—	187	187	127	—	30,0	265	457	5050	74,50	<b>1.479,00</b>
TB 144-14M-170*	144	9A	GG	641,71	638,92	—	187	187	127	—	30,0	265	600	5050	91,00	<b>1.853,00</b>
TB 168-14M-170*	168	9A	GG	748,66	745,87	—	187	187	127	—	30,0	265	706	5050	116,00	<b>2.319,00</b>
TB 192-14M-170*	192	9A	GG	855,62	852,82	—	187	187	127	—	30,0	265	813	5050	134,00	<b>2.712,00</b>
TB 216-14M-170*	216	9A	GG	962,57	959,77	—	187	187	127	—	30,0	265	920	5050	146,50	<b>3.422,00</b>

**HTD®-Zahnscheiben Type 20M auf Anfrage**  
**HTD® pulleys type 20M on request**

Taper-Buchse <i>Taper bush</i>	3030	3535	4040	5050
Bohrung $d_2$ (mm) von ... bis ... <i>Bore <math>d_2</math> (mm) from ... to ...</i>	35-75	35-90	40-100	70-125
€/Stück <i>each</i>	<b>34,00</b>	<b>65,40</b>	<b>92,00</b>	<b>187,00</b>

GG = Grauguss *Cast iron*  
 Fertigungstechnische Änderungen vorbehalten.  
*We reserve the right to make technical changes.*  
 \* Keine Lagerware Non stock items  
 Bohrungsdurchmesser  $d_2$  siehe Seite 3.  
*Bore diameters  $d_2$  see page 3.*